

# COLERAINE SKIP HIRE & RECYCLING ARMOY ROAD RACE


*The Race of Legends*

Friday 29<sup>th</sup> & Saturday 30<sup>th</sup> July 2011

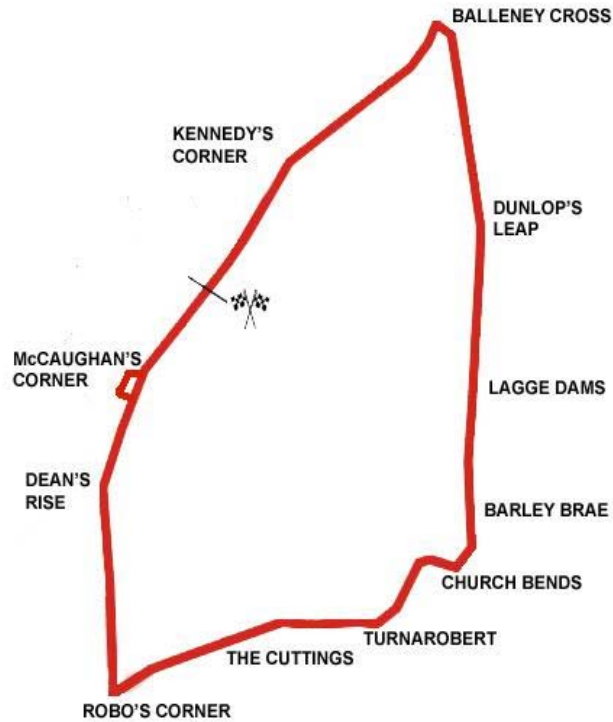
promoted by  
Armoy Motorcycle Road Racing Club  
[www.amrrc.com](http://www.amrrc.com)



ARMOY CONSTRUCTION / PARK ELECTRICAL  
SENIOR SUPPORT



# Armoy Circuit 3.008 miles



## Lap Records

Class	Rider	Machine	m s	mph	Year
125cc	William Dunlop	Honda	2 02.397	88.473	2010
Moto 450	Ryan Farquhar	Kawasaki	2 02.940	88.082	2010
250cc	Davy Morgan	Honda	1 55.230	93.976	2010
Supersport 400	Vic Allan	Kawasaki	2 06.245	85.776	2010
Supertwins	Ryan Farquhar	Kawasaki 650	1 55.912	93.423	2010
Supersport	Keith Amor	Honda	1 46.855	101.341	2010
Superbike	Ryan Farquhar	Kawasaki	1 44.748	103.380	2010
Senior Support	Alan Bonner	Yamaha 600	1 53.302	95.575	2010
Junior Support	Dean Harrison	Kawasaki 650	2 00.858	89.599	2010
Classic 1000cc	Robert McCrum	Norton Weslake 950	2 08.268	84.423	2010
Classic 500cc	Billy Lyle	Honda	2 15.823	79.727	2010
Classic 350cc	Thomas Hogg	Honda	2 20.298	77.184	2010
Classic 250cc	Philip Shaw	Suzuki	2 24.586	74.895	2010

## MOST WINS at ARMOY ROAD RACE

Ryan Farquhar	7	2009-10
Michael Dunlop	2	2009
William Dunlop	2	2010
Dean Harrison	2	2010

## ALL TIME IRISH ROAD RACE WINNERS (after Athea 2011)

Most Wins at All Irish Road Race Meetings				Most Wins at Irish National Road Race Meetings			
1.	Ryan Farquhar	167	1995-11	1.	Ryan Farquhar	157	1995-11
2.	Joey Dunlop	156	1971-00	2.	Joey Dunlop	119	1971-00
3.	Robert Dunlop	135	1980-08	3.	Robert Dunlop	111	1980-08
4.	Ray McCullough	109	1960-82	4.	Ray McCullough	99	1960-82
	Phillip McCallen	109	1987-99	5.	Phillip McCallen	84	1987-99

# Coleraine Skip Hire & Recycling Armoy Road Races


## SENIOR SUPPORT Qualifying



Pos	Class	No	Name	Machine / Sponsor	----- Best Lap -----			On	Laps
					Time	Behind	Speed		
<b>Qualifying Classification</b>									
1	SSEN	86	Derek McGEE	Yamaha 600	1:55.049		94.123	3	5
2	SSEN	103	Reuben McPHEE	Yamaha 600 - N.J.T. Racing	1:58.344	3.295	91.502	4	5
3	SSEN	117	Gary MILLER	Suzuki 750	1:58.921	3.872	91.059	5	5
4	SSEN	11	Callum LAIDLAW	Yamaha 600	1:59.517	4.468	90.605	5	5
5	SSEN	97	William HARA	Suzuki 600 - Tiles Plus	1:59.800	4.751	90.391	5	5
6	SSEN	113	Ronan PENTONY	Suzuki 750	2:00.636	5.587	89.764	5	5
7	SSEN	87	Ian SIMPSON	Yamaha 600	2:01.280	6.231	89.288	4	5
8	SSEN	59	Robbie LYALL	Yamaha 600 - Fatspanner	2:01.505	6.456	89.122	4	5
9	SSEN	78	Mark SHIELS	Suzuki 750 - Mongey Racing	2:01.965	6.916	88.786	4	5
10	SSEN	91	Neil LYONS	Suzuki 750 - DDRRSC	2:02.020	6.971	88.746	5	5
11	SSEN	174	Rodney PATTON	Suzuki 600 - N.J.T. Racing	2:02.398	7.349	88.472	5	5
12	SSEN	199	Ryan MYLER	Yamaha 600 - Close Print Finance	2:06.246	11.197	85.775	4	5
13	SSEN	60	George SCOTT	Honda 600	2:07.238	12.189	85.107	5	5
14	SSEN	57	Adrian LOGUE	Suzuki 750	2:07.978	12.929	84.615	5	5
15	SSEN	81	Julian KIRK	Yamaha 600	2:08.453	13.404	84.302	5	5
16	SSEN	98	Stephen GURNEY	Suzuki 600	2:09.882	14.833	83.374	4	5
17	SSEN	192	Michael LARKIN	Yamaha 600	2:10.177	15.128	83.185	4	5
18	SSEN	156	Dee CRAWLEY	Honda 600 - Geeman Racing	2:10.742	15.693	82.826	5	5
19	SSEN	66	Paul GARTLAND	Suzuki 600 - McKinstry Racing	2:10.886	15.837	82.735	5	5
20	SSEN	14	Rodney LITTLE	Yamaha 600	2:11.677	16.628	82.238	5	5
21	SSEN	274	Niklas PFEIFFER	Triumph 675 - NK Motors	2:12.397	17.348	81.790	5	5
22	SSEN	96	Stephen CARR	Kawasaki 600 - Shane & Sam's	2:12.716	17.667	81.594	3	4
23	SSEN	55	Daniel HYNDMAN	Yamaha 600 - Blackthorn Inn	2:18.191	23.142	78.361	4	4
24	SSEN	144	Yvonne MONTGOMERY	Suzuki 600	2:19.821	24.772	77.448	3	4
25	SSEN	47	Aaron BOYD	Suzuki 600 - Team Miserable	2:21.550	26.501	76.502	3	4
26	SSEN	0	Dan FREAR	Yamaha 600 - McKinstry Racing	2:42.832	47.783	66.503	1	1

Provisional result to be confirmed by the Stewards of the Meeting subject to completion of technical inspections & the time limit for protests

Page 1 / 1

Circuit	<b>Armoy</b>	Signed		Organising Club	<b>Armoy MRRC</b>
Length(miles)	<b>3.0080</b>		Chief Timekeeper	Qualifying Started	<b>19:56</b>
Weather	<b>Sunny, 15°C, 72%RH</b>	Issued At:	<b>20:09</b>		
Track	<b>Dry</b>				

# Coleraine Skip Hire & Recycling Armoy Road Races

## SENIOR SUPPORT

### Qualifying



## DETAILED RESULT

### Qualifying Classification

Position

**1** 86 Derek McGEE

Behind

Best Time **1:55.049** Best Speed **94.123** On **3** Gp **a**

Lap	Elapsed Time	Lap Time	Lap Speed
1	2:14.158	2:14.158	80.717
2	4:10.037	1:55.879	93.449
3	6:05.086	1:55.049	94.123
4	8:00.766	1:55.680	93.610
5	9:56.073	1:55.307	93.913

**2** 103 Reuben McPHEE

Behind **3.295**

Best Time **1:58.344** Best Speed **91.502** On **4** Gp **a**

Lap	Elapsed Time	Lap Time	Lap Speed
1	2:06.024	2:06.024	85.926
2	4:05.411	1:59.387	90.703
3	6:04.705	1:59.294	90.774
4	8:03.049	1:58.344	91.502
5	10:01.902	1:58.853	91.111

**3** 117 Gary MILLER

Behind **3.872**

Best Time **1:58.921** Best Speed **91.059** On **5** Gp **a**

Lap	Elapsed Time	Lap Time	Lap Speed
1	2:25.562	2:25.562	74.393
2	4:29.123	2:03.561	87.639
3	6:29.010	1:59.887	90.325
4	8:28.134	1:59.124	90.904
5	10:27.055	1:58.921	91.059

**4** 11 Callum LAIDLAW

Behind **4.468**

Best Time **1:59.517** Best Speed **90.605** On **5** Gp **a**

Lap	Elapsed Time	Lap Time	Lap Speed
1	3:19.922	3:19.922	54.165
2	5:27.812	2:07.890	84.673
3	7:29.128	2:01.316	89.261
4	9:30.907	2:01.779	88.922
5	11:30.424	1:59.517	90.605

### Qualifying Classification

Position

**5** 97 William HARA

Behind

**4.751**

Best Time **1:59.800** Best Speed **90.391** On **5** Gp **a**

Lap	Elapsed Time	Lap Time	Lap Speed
1	2:13.440	2:13.440	81.151
2	4:15.153	2:01.713	88.970
3	6:15.897	2:00.744	89.684
4	8:27.824	2:11.927	82.082
5	10:27.624	1:59.800	90.391

**6** 113 Ronan PENTONY

Behind

**5.587**

Best Time **2:00.636** Best Speed **89.764** On **5** Gp **a**

Lap	Elapsed Time	Lap Time	Lap Speed
1	2:17.881	2:17.881	78.537
2	4:20.338	2:02.457	88.429
3	6:24.278	2:03.940	87.371
4	8:25.836	2:01.558	89.083
5	10:26.472	2:00.636	89.764

**7** 87 Ian SIMPSON

Behind

**6.231**

Best Time **2:01.280** Best Speed **89.288** On **4** Gp **a**

Lap	Elapsed Time	Lap Time	Lap Speed
1	2:12.716	2:12.716	81.594
2	4:14.684	2:01.968	88.784
3	6:16.788	2:02.104	88.685
4	8:18.068	2:01.280	89.288
5	10:19.774	2:01.706	88.975

**8** 59 Robbie LYALL

Behind

**6.456**

Best Time **2:01.505** Best Speed **89.122** On **4** Gp **a**

Lap	Elapsed Time	Lap Time	Lap Speed
1	3:06.540	3:06.540	58.051
2	5:15.992	2:09.452	83.651
3	7:19.352	2:03.360	87.782
4	9:20.857	2:01.505	89.122
5	11:23.344	2:02.487	88.408

# Coleraine Skip Hire & Recycling Armoy Road Races

SENIOR SUPPORT  
Qualifying



## DETAILED RESULT

### Qualifying Classification

Position

**9** 78 Mark SHIELS

Behind 6.916

Best Time 2:01.965 Best Speed 88.786 On 4 Gp a

Lap	Elapsed Time	Lap Time	Lap Speed
1	2:28.002	2:28.002	73.167
2	4:34.204	2:06.202	85.805
3	6:38.888	2:04.684	86.850
4	8:40.853	2:01.965	88.786
5	10:46.849	2:05.996	85.946

**10** 91 Neil LYONS

Behind 6.971

Best Time 2:02.020 Best Speed 88.746 On 5 Gp a

Lap	Elapsed Time	Lap Time	Lap Speed
1	2:40.802	2:40.802	67.342
2	4:59.644	2:18.842	77.994
3	7:09.047	2:09.403	83.683
4	9:24.540	2:15.493	79.921
5	11:26.560	2:02.020	88.746

**11** 174 Rodney PATTON

Behind 7.349

Best Time 2:02.398 Best Speed 88.472 On 5 Gp a

Lap	Elapsed Time	Lap Time	Lap Speed
1	2:18.283	2:18.283	78.309
2	4:25.009	2:06.726	85.450
3	6:28.951	2:03.942	87.370
4	8:31.526	2:02.575	88.344
5	10:33.924	2:02.398	88.472

**12** 199 Ryan MYLER

Behind 11.197

Best Time 2:06.246 Best Speed 85.775 On 4 Gp a

Lap	Elapsed Time	Lap Time	Lap Speed
1	2:52.075	2:52.075	62.931
2	5:05.716	2:13.641	81.029
3	7:14.439	2:08.723	84.125
4	9:20.685	2:06.246	85.775
5	11:35.679	2:14.994	80.217

### Qualifying Classification

Position

**13** 60 George SCOTT

Behind 12.189

Best Time 2:07.238 Best Speed 85.107 On 5 Gp a

Lap	Elapsed Time	Lap Time	Lap Speed
1	2:41.736	2:41.736	66.954
2	4:54.183	2:12.447	81.759
3	7:03.304	2:09.121	83.866
4	9:10.752	2:07.448	84.966
5	11:17.990	2:07.238	85.107

**14** 57 Adrian LOGUE

Behind 12.929

Best Time 2:07.978 Best Speed 84.615 On 5 Gp a

Lap	Elapsed Time	Lap Time	Lap Speed
1	2:42.156	2:42.156	66.780
2	4:55.130	2:12.974	81.435
3	7:06.277	2:11.147	82.570
4	9:15.229	2:08.952	83.975
5	11:23.207	2:07.978	84.615

**15** 81 Julian KIRK

Behind 13.404

Best Time 2:08.453 Best Speed 84.302 On 5 Gp a

Lap	Elapsed Time	Lap Time	Lap Speed
1	2:43.936	2:43.936	66.055
2	4:59.150	2:15.214	80.086
3	7:07.913	2:08.763	84.099
4	9:16.451	2:08.538	84.246
5	11:24.904	2:08.453	84.302

**16** 98 Stephen GURNEY

Behind 14.833

Best Time 2:09.882 Best Speed 83.374 On 4 Gp a

Lap	Elapsed Time	Lap Time	Lap Speed
1	2:28.046	2:28.046	73.145
2	4:39.555	2:11.509	82.343
3	6:51.230	2:11.675	82.239
4	9:01.112	2:09.882	83.374
5	11:11.245	2:10.133	83.213

# Coleraine Skip Hire & Recycling Armoy Road Races

## SENIOR SUPPORT

### Qualifying



## DETAILED RESULT

### Qualifying Classification

Position

**17** 192 Michael LARKIN

Behind 15.128

Best Time 2:10.177 Best Speed 83.185 On 4 Gp a

Lap	Elapsed Time	Lap Time	Lap Speed
1	3:05.907	3:05.907	58.248
2	5:23.677	2:17.770	78.601
3	7:37.191	2:13.514	81.106
4	9:47.368	2:10.177	83.185
5	11:58.373	2:11.005	82.659

**18** 156 Dee CRAWLEY

Behind 15.693

Best Time 2:10.742 Best Speed 82.826 On 5 Gp a

Lap	Elapsed Time	Lap Time	Lap Speed
1	2:54.019	2:54.019	62.228
2	5:07.827	2:13.808	80.928
3	7:19.099	2:11.272	82.491
4	9:31.429	2:12.330	81.832
5	11:42.171	2:10.742	82.826

**19** 66 Paul GARTLAND

Behind 15.837

Best Time 2:10.886 Best Speed 82.735 On 5 Gp a

Lap	Elapsed Time	Lap Time	Lap Speed
1	2:48.958	2:48.958	64.092
2	5:05.112	2:16.154	79.533
3	7:17.598	2:12.486	81.735
4	9:30.906	2:13.308	81.231
5	11:41.792	2:10.886	82.735

**20** 14 Rodney LITTLE

Behind 16.628

Best Time 2:11.677 Best Speed 82.238 On 5 Gp a

Lap	Elapsed Time	Lap Time	Lap Speed
1	2:42.408	2:42.408	66.677
2	4:58.687	2:16.279	79.461
3	7:14.100	2:15.413	79.969
4	9:28.534	2:14.434	80.551
5	11:40.211	2:11.677	82.238

### Qualifying Classification

Position

**21** 274 Niklas PFEIFFER

Behind 17.348

Best Time 2:12.397 Best Speed 81.790 On 5 Gp a

Lap	Elapsed Time	Lap Time	Lap Speed
1	3:04.939	3:04.939	58.553
2	5:23.971	2:19.032	77.887
3	7:38.288	2:14.317	80.621
4	9:50.689	2:12.401	81.788
5	12:03.086	2:12.397	81.790

**22** 96 Stephen CARR

Behind 17.667

Best Time 2:12.716 Best Speed 81.594 On 3 Gp a

Lap	Elapsed Time	Lap Time	Lap Speed
1	3:12.094	3:12.094	56.372
2	5:33.391	2:21.297	76.639
3	7:46.107	2:12.716	81.594
4	9:59.094	2:12.987	81.428

**23** 55 Daniel HYNDMAN

Behind 23.142

Best Time 2:18.191 Best Speed 78.361 On 4 Gp a

Lap	Elapsed Time	Lap Time	Lap Speed
1	3:12.911	3:12.911	56.134
2	5:41.178	2:28.267	73.036
3	8:03.010	2:21.832	76.349
4	10:21.201	2:18.191	78.361

**24** 144 Yvonne MONTGOMERY

Behind 24.772

Best Time 2:19.821 Best Speed 77.448 On 3 Gp a

Lap	Elapsed Time	Lap Time	Lap Speed
1	3:07.425	3:07.425	57.777
2	5:32.344	2:24.919	74.723
3	7:52.165	2:19.821	77.448
4	10:14.057	2:21.892	76.317

**25** 47 Aaron BOYD

Behind 26.501

Best Time 2:21.550 Best Speed 76.502 On 3 Gp a

Lap	Elapsed Time	Lap Time	Lap Speed
1	2:59.193	2:59.193	60.431
2	5:23.190	2:23.997	75.202
3	7:44.740	2:21.550	76.502
4	10:07.445	2:22.705	75.882

# Coleraine Skip Hire & Recycling Armoy Road Races

## SENIOR SUPPORT

### Qualifying



## DETAILED RESULT

### Qualifying Classification

Position

**26**      **0 Dan FREAR**

Behind      **47.783**

Best Time      **2:42.832** Best Speed      **66.503** On      1      Gp      a

Lap	Elapsed Time	Lap Time	Lap Speed
1	2:42.832	2:42.832	66.503

COLERAINE SKIP HIRE ARMOY ROAD RACE

Sorted on Best Lap time

SENIOR SUPPORT

Armoey 3.008 Miles

Qualifying

29/07/2011 19:00

Practice started at 19:56:06

Pos	Class	No.	Name	Machine	Sponsor	SpdTr Best
1	SSEN	86	Derek McGEE	Yamaha 600		<b>151.314</b>
2	SSEN	103	Reuben McPHEE	Yamaha 600	N.J.T. Racing	139.245
3	SSEN	117	Gary MILLER	Suzuki 750		147.869
4	SSEN	11	Callum LAIDLAW	Yamaha 600		140.328
5	SSEN	97	William HARA	Suzuki 600	Tiles Plus	134.627
6	SSEN	113	Ronan PENTONY	Suzuki 750		138.179
7	SSEN	87	Ian SIMPSON	Yamaha 600		141.923
8	SSEN	59	Robbie LYALL	Yamaha 600	Fatspanner	136.782
9	SSEN	78	Mark SHIELS	Suzuki 750	Mongey Racing	139.126
10	SSEN	91	Neil LYONS	Suzuki 750	DDRRSC	143.048
11	SSEN	174	Rodney PATTON	Suzuki 600	N.J.T. Racing	140.207
12	SSEN	199	Ryan MYLER	Yamaha 600	Close Print Finance	120.535
13	SSEN	60	George SCOTT	Honda 600		132.539
14	SSEN	57	Adrian LOGUE	Suzuki 750		131.679
15	SSEN	81	Julian KIRK	Yamaha 600		136.437
16	SSEN	98	Stephen GURNEY	Suzuki 600		123.468
17	SSEN	192	Michael LARKIN	Yamaha 600		121.892
18	SSEN	156	Dee CRAWLEY	Honda 600	Geeman Racing	128.145
19	SSEN	66	Paul GARTLAND	Suzuki 600	McKinstry Racing	115.313
20	SSEN	14	Rodney LITTLE	Yamaha 600		136.552
21	SSEN	274	Niklas PFEIFFER	Triumph 675	NK Motors	133.520
22	SSEN	96	Stephen CARR	Kawasaki 600	Shane & Sam's	118.425
23	SSEN	55	Daniel HYNDMAN	Yamaha 600	Blackthorn Inn	119.470
24	SSEN	144	Yvonne MONTGOMERY	Suzuki 600		120.984
25	SSEN	47	Aaron BOYD	Suzuki 600	Team Miserable	114.499
26	SSEN	0	Dan FREAR	Yamaha 600	McKinstry Racing	140.938

COLERAINE SKIP HIRE ARMOY ROAD RACE

SENIOR SUPPORT

Armoys 3.008 Miles


R8: Armoys Construction/Park Electrical Services Senior Support

30/07/2011 15:40

Race (8 Laps)

# Race 8 - SENIOR SUPPORT

			0		12
47		144	A	55	11
C		B		A	
	96		274		C 10
	B		A		
14		66		156	9
C		B		A	
<hr/>					
			192		8
98	B	81	A	57	7
C		B		A	
	60		199		B 6
	B		A		
174		91		78	5
C		B		A	
<hr/>					
					4
59	B	87	A	113	3
C		B		A	
	97		11		A 2
	B		A		
117		103		86	1
C		B		A	
			POLE POSITION		



# Coleraine Skip Hire & Recycling Armoy Road Races

## SENIOR SUPPORT

### Race 8 - Armoy Construction / Park Electrical Services Senior Support



Pos	Class	No	Name	Machine / Sponsor	Gp	Laps	Total Time	Behind	Speed	-----Best Lap-----		
										Time	Speed	On

#### Race Classification

1	SSEN	86	Derek McGEE	Yamaha 600	a	7	13:24.392		94.235	1:53.784	95.170	3
2	SSEN	103	Reuben McPHEE	Yamaha 600 - N.J.T. Racing	a	7	13:44.919	20.527	91.890	1:55.597	93.677	7
3	SSEN	113	Ronan PENTONY	Suzuki 750	a	7	13:45.277	20.885	91.850	1:55.362	93.868	7
4	SSEN	11	Callum LAIDLAW	Yamaha 600	a	7	13:45.832	21.440	91.788	1:55.116	94.069	7
5	SSEN	117	Gary MILLER	Suzuki 750	a	7	13:46.715	22.323	91.690	1:54.552	94.532	7
6	SSEN	97	William HARA	Suzuki 600 - Tiles Plus	a	7	13:49.178	24.786	91.418	1:56.419	93.016	7
7	SSEN	59	Robbie LYALL	Yamaha 600 - Fatspanner	a	7	13:51.201	26.809	91.195	1:56.975	92.574	2
8	SSEN	0	Dan FREAR	Yamaha 600 - McKinstry Racing	c	7	13:53.700	29.308	90.922	1:55.945	93.396	6
9	SSEN	78	Mark SHIELDS	Suzuki 750 - Mongey Racing	b	7	13:57.536	33.144	90.505	1:58.238	91.585	3
10	SSEN	87	Ian SIMPSON	Yamaha 600	a	7	14:03.398	39.006	89.876	1:57.399	92.239	2
11	SSEN	91	Neil LYONS	Suzuki 750 - DDRRSC	b	7	14:07.724	43.332	89.418	2:06.756	85.430	1
12	SSEN	174	Rodney PATTON	Suzuki 600 - N.J.T. Racing	b	7	14:20.758	56.366	88.064	1:59.826	90.371	7
13	SSEN	98	Stephen GURNEY	Suzuki 600	b	7	14:35.822	1:11.430	86.549	2:03.005	88.035	6
14	SSEN	81	Julian KIRK	Yamaha 600	b	7	14:35.905	1:11.513	86.541	2:01.560	89.082	7
15	SSEN	199	Ryan MYLER	Yamaha 600 - Close Print Finance	b	7	14:37.832	1:13.440	86.351	2:03.431	87.732	5
16	SSEN	60	George SCOTT	Honda 600	b	7	14:44.768	1:20.376	85.674	2:03.166	87.920	4
17	SSEN	57	Adrian LOGUE	Suzuki 750	b	7	14:49.939	1:25.547	85.176	2:03.755	87.502	6
18	SSEN	274	Niklas PFEIFFER	Triumph 675 - NK Motors	c	7	14:54.752	1:30.360	84.718	2:05.291	86.429	7
19	SSEN	192	Michael LARKIN	Yamaha 600	b	7	15:17.113	1:52.721	82.652	2:08.471	84.290	2
20	SSEN	156	Dee CRAWLEY	Honda 600 - Geeman Racing	c	6	12:57.240	1 Lap	83.594	2:07.300	85.065	4
21	SSEN	66	Paul GARTLAND	Suzuki 600 - McKinstry Racing	c	6	12:58.178	0.938	83.493	2:07.183	85.143	5
22	SSEN	14	Rodney LITTLE	Yamaha 600	c	6	13:06.165	8.925	82.645	2:08.096	84.537	6
23	SSEN	96	Stephen CARR	Kawasaki 600 - Shane & Sam's	c	6	13:18.316	21.076	81.387	2:10.613	82.908	5
24	SSEN	55	Daniel HYNDMAN	Yamaha 600 - Blackthorn Inn	c	6	13:33.866	36.626	79.832	2:10.935	82.704	4
25	SSEN	144	Yvonne MONTGOMERY	Suzuki 600	c	6	13:40.621	43.381	79.175	2:14.137	80.729	2

#### Fastest Lap


SSEN	86	Derek McGEE	Yamaha 600	a						1:53.784	95.170	3
------	----	-------------	------------	---	--	--	--	--	--	----------	--------	---

#### Not Classified

DNF	SSEN	47	Aaron BOYD	Suzuki 600 - Team Miserable	c	1	2:24.433	6 Laps	74.975	2:24.433	74.975	1
-----	------	----	------------	-----------------------------	---	---	----------	--------	--------	----------	--------	---

Provisional result to be confirmed by the Stewards of the Meeting subject to completion of technical inspections & the time limit for protests

Page 1 / 1

Circuit	<b>Armoy</b>	Signed		Organising Club	<b>Armoy MRRC</b>
Length(miles)	<b>3.0080</b>		Chief Timekeeper	Race Started	<b>15:02</b>
Weather	<b>Cloudy, 17°C, 78%RH</b>	Issued At:	15:29	Gp Time Diff - b 16.53 / c 35.32	
Track	<b>Dry</b>				



MCUI Ulster  
Centre Timing  
powered by  
e-Laps timing software

www.elaps-timing.com



# Coleraine Skip Hire & Recycling Armoy Road Races

## SENIOR SUPPORT

### Race 8 - Armoy Construction / Park Electrical Services Senior Supp



## DETAILED RESULT

### Race Classification

#### **1** 86 Derek McGEE

Total Time **13:24.392** Avg Speed **94.235** Behind  
Best Time **1:53.784** Best Speed **95.170** On **3** Gp **a**

Lap	Elapsed Time	Lap Time	Lap Speed
1	1:57.480	1:57.480	92.176
2	3:51.766	1:54.286	94.752
3	5:45.550	1:53.784	95.170
4	7:40.121	1:54.571	94.516
5	9:34.441	1:54.320	94.724
6	11:29.282	1:54.841	94.294
7	13:24.392	1:55.110	94.073

#### **2** 103 Reuben McPHEE

Total Time **13:44.919** Avg Speed **91.890** Behind **20.527**  
Best Time **1:55.597** Best Speed **93.677** On **7** Gp **a**

Lap	Elapsed Time	Lap Time	Lap Speed
1	2:03.415	2:03.415	87.743
2	4:00.797	1:57.382	92.253
3	5:59.122	1:58.325	91.517
4	7:56.188	1:57.066	92.502
5	9:53.217	1:57.029	92.531
6	11:49.322	1:56.105	93.267
7	13:44.919	1:55.597	93.677

#### **3** 113 Ronan PENTONY

Total Time **13:45.277** Avg Speed **91.850** Behind **20.885**  
Best Time **1:55.362** Best Speed **93.868** On **7** Gp **a**

Lap	Elapsed Time	Lap Time	Lap Speed
1	2:03.570	2:03.570	87.633
2	4:01.655	1:58.085	91.703
3	5:59.252	1:57.597	92.084
4	7:56.896	1:57.644	92.047
5	9:53.866	1:56.970	92.578
6	11:49.915	1:56.049	93.312
7	13:45.277	1:55.362	93.868

#### **4** 11 Callum LAIDLAW

Total Time **13:45.832** Avg Speed **91.788** Behind **21.440**  
Best Time **1:55.116** Best Speed **94.069** On **7** Gp **a**

Lap	Elapsed Time	Lap Time	Lap Speed
1	2:02.960	2:02.960	88.068
2	4:00.434	1:57.474	92.180
3	5:58.568	1:58.134	91.665
4	7:56.398	1:57.830	91.902
5	9:53.854	1:57.456	92.195
6	11:50.716	1:56.862	92.663
7	13:45.832	1:55.116	94.069

### Race Classification

#### **5** 117 Gary MILLER

Total Time **13:46.715** Avg Speed **91.690** Behind **22.323**  
Best Time **1:54.552** Best Speed **94.532** On **7** Gp **a**

Lap	Elapsed Time	Lap Time	Lap Speed
1	2:00.970	2:00.970	89.516
2	3:59.759	1:58.789	91.160
3	5:58.863	1:59.104	90.919
4	7:56.817	1:57.954	91.805
5	9:54.792	1:57.975	91.789
6	11:52.163	1:57.371	92.261
7	13:46.715	1:54.552	94.532

#### **6** 97 William HARA

Total Time **13:49.178** Avg Speed **91.418** Behind **24.786**  
Best Time **1:56.419** Best Speed **93.016** On **7** Gp **a**

Lap	Elapsed Time	Lap Time	Lap Speed
1	2:03.230	2:03.230	87.875
2	4:01.569	1:58.339	91.507
3	6:00.567	1:58.998	91.000
4	7:59.247	1:58.680	91.244
5	9:56.340	1:57.093	92.480
6	11:52.759	1:56.419	93.016
7	13:49.178	1:56.419	93.016

#### **7** 59 Robbie LYALL

Total Time **13:51.201** Avg Speed **91.195** Behind **26.809**  
Best Time **1:56.975** Best Speed **92.574** On **2** Gp **a**

Lap	Elapsed Time	Lap Time	Lap Speed
1	2:05.624	2:05.624	86.200
2	4:02.599	1:56.975	92.574
3	6:00.112	1:57.513	92.150
4	7:57.494	1:57.382	92.253
5	9:54.647	1:57.153	92.433
6	11:52.074	1:57.427	92.217
7	13:51.201	1:59.127	90.901

#### **8** 0 Dan FREAR

Total Time **13:53.700** Avg Speed **90.922** Behind **29.308**  
Best Time **1:55.945** Best Speed **93.396** On **6** Gp **c**

Lap	Elapsed Time	Lap Time	Lap Speed
1	2:08.977	2:08.977	83.959
2	4:07.880	1:58.903	91.073
3	6:05.913	1:58.033	91.744
4	8:03.529	1:57.616	92.069
5	10:00.503	1:56.974	92.574
6	11:56.448	1:55.945	93.396
7	13:53.700	1:57.252	92.355



MCUI Ulster  
Centre Timing  
powered by  
e-Laps timing software

www.elaps-timing.com



# Coleraine Skip Hire & Recycling Armoy Road Races

## SENIOR SUPPORT

### Race 8 - Armoy Construction / Park Electrical Services Senior Supp



## DETAILED RESULT

### Race Classification

<b>9</b>	<b>78 Mark SHIELDS</b>
Total Time	<b>13:57.536</b> Avg Speed <b>90.505</b> Behind <b>33.144</b>
Best Time	<b>1:58.238</b> Best Speed <b>91.585</b> On <b>3</b> Gp <b>b</b>

Lap	Elapsed Time	Lap Time	Lap Speed
1	2:05.573	2:05.573	86.235
2	4:04.736	1:59.163	90.874
3	6:02.974	1:58.238	91.585
4	8:01.455	1:58.481	91.397
5	9:59.996	1:58.541	91.351
6	11:58.417	1:58.421	91.443
7	13:57.536	1:59.119	90.907

<b>10</b>	<b>87 Ian SIMPSON</b>
Total Time	<b>14:03.398</b> Avg Speed <b>89.876</b> Behind <b>39.006</b>
Best Time	<b>1:57.399</b> Best Speed <b>92.239</b> On <b>2</b> Gp <b>a</b>

Lap	Elapsed Time	Lap Time	Lap Speed
1	2:05.964	2:05.964	85.967
2	4:03.363	1:57.399	92.239
3	6:02.347	1:58.984	91.011
4	8:02.490	2:00.143	90.133
5	10:01.973	1:59.483	90.630
6	12:01.242	1:59.269	90.793
7	14:03.398	2:02.156	88.647

<b>11</b>	<b>91 Neil LYONS</b>
Total Time	<b>14:07.724</b> Avg Speed <b>89.418</b> Behind <b>43.332</b>
Best Time	<b>2:06.756</b> Best Speed <b>85.430</b> On <b>1</b> Gp <b>b</b>

Lap	Elapsed Time	Lap Time	Lap Speed
1	2:06.756	2:06.756	85.430
2	6:07.725	4:00.969	44.939
3	10:09.132	4:01.407	44.857
4	14:07.724	3:58.592	45.386

<b>12</b>	<b>174 Rodney PATTON</b>
Total Time	<b>14:20.758</b> Avg Speed <b>88.064</b> Behind <b>56.366</b>
Best Time	<b>1:59.826</b> Best Speed <b>90.371</b> On <b>7</b> Gp <b>b</b>

Lap	Elapsed Time	Lap Time	Lap Speed
1	2:11.429	2:11.429	82.393
2	4:14.008	2:02.579	88.341
3	6:16.474	2:02.466	88.423
4	8:17.518	2:01.044	89.462
5	10:20.515	2:02.997	88.041
6	12:20.932	2:00.417	89.928
7	14:20.758	1:59.826	90.371

### Race Classification

<b>13</b>	<b>98 Stephen GURNEY</b>
Total Time	<b>14:35.822</b> Avg Speed <b>86.549</b> Behind <b>1:11.430</b>
Best Time	<b>2:03.005</b> Best Speed <b>88.035</b> On <b>6</b> Gp <b>b</b>

Lap	Elapsed Time	Lap Time	Lap Speed
1	2:11.937	2:11.937	82.076
2	4:17.241	2:05.304	86.420
3	6:21.859	2:04.618	86.896
4	8:26.210	2:04.351	87.083
5	10:29.655	2:03.445	87.722
6	12:32.660	2:03.005	88.035
7	14:35.822	2:03.162	87.923

<b>14</b>	<b>81 Julian KIRK</b>
Total Time	<b>14:35.905</b> Avg Speed <b>86.541</b> Behind <b>1:11.513</b>
Best Time	<b>2:01.560</b> Best Speed <b>89.082</b> On <b>7</b> Gp <b>b</b>

Lap	Elapsed Time	Lap Time	Lap Speed
1	2:14.350	2:14.350	80.601
2	4:20.322	2:05.972	85.962
3	6:24.604	2:04.282	87.131
4	8:28.811	2:04.207	87.183
5	10:31.273	2:02.462	88.426
6	12:34.345	2:03.072	87.988
7	14:35.905	2:01.560	89.082

<b>15</b>	<b>199 Ryan MYLER</b>
Total Time	<b>14:37.832</b> Avg Speed <b>86.351</b> Behind <b>1:13.440</b>
Best Time	<b>2:03.431</b> Best Speed <b>87.732</b> On <b>5</b> Gp <b>b</b>

Lap	Elapsed Time	Lap Time	Lap Speed
1	2:12.325	2:12.325	81.835
2	4:16.687	2:04.362	87.075
3	6:22.670	2:05.983	85.954
4	8:26.763	2:04.093	87.264
5	10:30.194	2:03.431	87.732
6	12:34.110	2:03.916	87.388
7	14:37.832	2:03.722	87.525

<b>16</b>	<b>60 George SCOTT</b>
Total Time	<b>14:44.768</b> Avg Speed <b>85.674</b> Behind <b>1:20.376</b>
Best Time	<b>2:03.166</b> Best Speed <b>87.920</b> On <b>4</b> Gp <b>b</b>

Lap	Elapsed Time	Lap Time	Lap Speed
1	2:16.381	2:16.381	79.401
2	4:25.070	2:08.689	84.147
3	6:29.253	2:04.183	87.200
4	8:32.419	2:03.166	87.920
5	10:35.778	2:03.359	87.783
6	12:39.512	2:03.734	87.517
7	14:44.768	2:05.256	86.453

# Coleraine Skip Hire & Recycling Armoy Road Races

## SENIOR SUPPORT

### Race 8 - Armoy Construction / Park Electrical Services Senior Supp



## DETAILED RESULT

### Race Classification

#### 17 57 Adrian LOGUE

Total Time **14:49.939** Avg Speed **85.176** Behind **1:25.547**  
 Best Time **2:03.755** Best Speed **87.502** On **6** Gp **b**

Lap	Elapsed Time	Lap Time	Lap Speed
1	2:15.868	2:15.868	79.701
2	4:24.644	2:08.776	84.090
3	6:32.421	2:07.777	84.748
4	8:37.630	2:05.209	86.486
5	10:42.236	2:04.606	86.904
6	12:45.991	2:03.755	87.502
7	14:49.939	2:03.948	87.366

#### 18 274 Niklas PFEIFFER

Total Time **14:54.752** Avg Speed **84.718** Behind **1:30.360**  
 Best Time **2:05.291** Best Speed **86.429** On **7** Gp **c**

Lap	Elapsed Time	Lap Time	Lap Speed
1	2:15.009	2:15.009	80.208
2	4:22.534	2:07.525	84.915
3	6:29.339	2:06.805	85.397
4	8:36.973	2:07.634	84.843
5	10:43.619	2:06.646	85.504
6	12:49.461	2:05.842	86.051
7	14:54.752	2:05.291	86.429

#### 19 192 Michael LARKIN

Total Time **15:17.113** Avg Speed **82.652** Behind **1:52.721**  
 Best Time **2:08.471** Best Speed **84.290** On **2** Gp **b**

Lap	Elapsed Time	Lap Time	Lap Speed
1	2:17.075	2:17.075	78.999
2	4:25.546	2:08.471	84.290
3	6:35.373	2:09.827	83.409
4	8:46.436	2:11.063	82.623
5	10:57.195	2:10.759	82.815
6	13:07.568	2:10.373	83.060
7	15:17.113	2:09.545	83.591

#### 20 156 Dee CRAWLEY

Total Time **12:57.240** Avg Speed **83.594** Behind **1 Lap**  
 Best Time **2:07.300** Best Speed **85.065** On **4** Gp **c**

Lap	Elapsed Time	Lap Time	Lap Speed
1	2:14.408	2:14.408	80.567
2	4:24.247	2:09.839	83.402
3	6:33.574	2:09.327	83.732
4	8:40.874	2:07.300	85.065
5	10:49.339	2:08.465	84.294
6	12:57.240	2:07.901	84.665

### Race Classification

#### 21 66 Paul GARTLAND

Total Time **12:58.178** Avg Speed **83.493** Behind **0.938**  
 Best Time **2:07.183** Best Speed **85.143** On **5** Gp **c**

Lap	Elapsed Time	Lap Time	Lap Speed
1	2:17.929	2:17.929	78.510
2	4:27.768	2:09.839	83.402
3	6:35.371	2:07.603	84.863
4	8:43.098	2:07.727	84.781
5	10:50.281	2:07.183	85.143
6	12:58.178	2:07.897	84.668

#### 22 14 Rodney LITTLE

Total Time **13:06.165** Avg Speed **82.645** Behind **8.925**  
 Best Time **2:08.096** Best Speed **84.537** On **6** Gp **c**

Lap	Elapsed Time	Lap Time	Lap Speed
1	2:16.655	2:16.655	79.242
2	4:28.247	2:11.592	82.291
3	6:39.358	2:11.111	82.593
4	8:48.631	2:09.273	83.767
5	10:58.069	2:09.438	83.660
6	13:06.165	2:08.096	84.537

#### 23 96 Stephen CARR

Total Time **13:18.316** Avg Speed **81.387** Behind **21.076**  
 Best Time **2:10.613** Best Speed **82.908** On **5** Gp **c**

Lap	Elapsed Time	Lap Time	Lap Speed
1	2:21.630	2:21.630	76.458
2	4:32.781	2:11.151	82.567
3	6:44.416	2:11.635	82.264
4	8:55.337	2:10.921	82.712
5	11:05.950	2:10.613	82.908
6	13:18.316	2:12.366	81.810

#### 24 55 Daniel HYNDMAN

Total Time **13:33.866** Avg Speed **79.832** Behind **36.626**  
 Best Time **2:10.935** Best Speed **82.704** On **4** Gp **c**

Lap	Elapsed Time	Lap Time	Lap Speed
1	2:26.235	2:26.235	74.051
2	4:40.777	2:14.542	80.486
3	6:54.356	2:13.579	81.067
4	9:05.291	2:10.935	82.704
5	11:18.862	2:13.571	81.071
6	13:33.866	2:15.004	80.211



MCUI Ulster  
Centre Timing  
powered by  
e-Laps timing software

www.elaps-timing.com



# Coleraine Skip Hire & Recycling Armoy Road Races

## SENIOR SUPPORT

Race 8 - Armoy Construction / Park Electrical Services Senior Supp



## DETAILED RESULT

### Race Classification

**25** 144 Yvonne MONTGOMERY

Total Time **13:40.621** Avg Speed **79.175** Behind **43.381**

Best Time **2:14.137** Best Speed **80.729** On **2** Gp **c**

Lap	Elapsed Time	Lap Time	Lap Speed
1	2:24.009	2:24.009	75.195
2	4:38.146	2:14.137	80.729
3	6:52.447	2:14.301	80.631
4	9:08.386	2:15.939	79.659
5	11:25.089	2:16.703	79.214
6	13:40.621	2:15.532	79.898

### Not Classified

**DNF** 47 Aaron BOYD

Total Time **2:24.433** Avg Speed **74.975** Behind **6 Laps**

Best Time **2:24.433** Best Speed **74.975** On **1** Gp **c**

Lap	Elapsed Time	Lap Time	Lap Speed
1	2:24.433	2:24.433	74.975



MCUI Ulster  
Centre Timing  
powered by  
e-Laps timing software

[www.elaps-timing.com](http://www.elaps-timing.com)



# Coleraine Skip Hire & Recycling Armoy Road Races

## SENIOR SUPPORT

### Race 8 - Armoy Construction / Park Electrical Services Senior Suppo

## LAP CHART



1					2					3				
No	Name	G	Elapsed Time	Lap Time	No	Name	G	Elapsed Time	Lap Time	No	Name	G	Elapsed Time	Lap Time
86	Derek McGEE	a	1:57.480	1:57.480	86	Derek McGEE	a	3:51.766	1:54.286	86	Derek McGEE	a	5:45.550	1:53.784
117	Gary MILLER	a	2:00.970	2:00.970	117	Gary MILLER	a	3:59.759	1:58.789	11	Callum LAIDLAW	a	5:58.568	1:58.134
11	Callum LAIDLAW	a	2:02.960	2:02.960	11	Callum LAIDLAW	a	4:00.434	1:57.474	117	Gary MILLER	a	5:58.863	1:59.104
97	William HARA	a	2:03.230	2:03.230	103	Reuben McPHEE	a	4:00.797	1:57.382	103	Reuben McPHEE	a	5:59.122	1:58.325
103	Reuben McPHEE	a	2:03.415	2:03.415	97	William HARA	a	4:01.569	1:58.339	113	Ronan PENTONY	a	5:59.252	1:57.597
113	Ronan PENTONY	a	2:03.570	2:03.570	113	Ronan PENTONY	a	4:01.655	1:58.085	59	Robbie LYALL	a	6:00.112	1:57.513
78	Mark SHIELS	b	2:05.573	2:05.573	59	Robbie LYALL	a	4:02.599	1:56.975	97	William HARA	a	6:00.567	1:58.998
59	Robbie LYALL	a	2:05.624	2:05.624	87	Ian SIMPSON	a	4:03.363	1:57.399	87	Ian SIMPSON	a	6:02.347	1:58.984
87	Ian SIMPSON	a	2:05.964	2:05.964	78	Mark SHIELS	b	4:04.736	1:59.163	78	Mark SHIELS	b	6:02.974	1:58.238
91	Neil LYONS	b	2:06.756	2:06.756	0	Dan FREAR	c	4:07.880	1:58.903	0	Dan FREAR	c	6:05.913	1:58.033
0	Dan FREAR	c	2:08.977	2:08.977	174	Rodney PATTON	b	4:14.008	2:02.579	174	Rodney PATTON	b	6:16.474	2:02.466
174	Rodney PATTON	b	2:11.429	2:11.429	199	Ryan MYLER	b	4:16.687	2:04.362	98	Stephen GURNEY	b	6:21.859	2:04.618
98	Stephen GURNEY	b	2:11.937	2:11.937	98	Stephen GURNEY	b	4:17.241	2:05.304	199	Ryan MYLER	b	6:22.670	2:05.983
199	Ryan MYLER	b	2:12.325	2:12.325	81	Julian KIRK	b	4:20.322	2:05.972	81	Julian KIRK	b	6:24.604	2:04.282
81	Julian KIRK	b	2:14.350	2:14.350	274	Niklas PFEIFFER	c	4:22.534	2:07.525	60	George SCOTT	b	6:29.253	2:04.183
156	Dee CRAWLEY	c	2:14.408	2:14.408	156	Dee CRAWLEY	c	4:24.247	2:09.839	274	Niklas PFEIFFER	c	6:29.339	2:06.805
274	Niklas PFEIFFER	c	2:15.009	2:15.009	57	Adrian LOGUE	b	4:24.644	2:08.776	57	Adrian LOGUE	b	6:32.421	2:07.777
57	Adrian LOGUE	b	2:15.868	2:15.868	60	George SCOTT	b	4:25.070	2:08.689	156	Dee CRAWLEY	c	6:33.574	2:09.327
60	George SCOTT	b	2:16.381	2:16.381	192	Michael LARKIN	b	4:25.546	2:08.471	66	Paul GARTLAND	c	6:35.371	2:07.603
14	Rodney LITTLE	c	2:16.655	2:16.655	66	Paul GARTLAND	c	4:27.768	2:09.839	192	Michael LARKIN	b	6:35.373	2:09.827
192	Michael LARKIN	b	2:17.075	2:17.075	14	Rodney LITTLE	c	4:28.247	2:11.592	14	Rodney LITTLE	c	6:39.358	2:11.111
66	Paul GARTLAND	c	2:17.929	2:17.929	96	Stephen CARR	c	4:32.781	2:11.151	96	Stephen CARR	c	6:44.416	2:11.635
96	Stephen CARR	c	2:21.630	2:21.630	144	Yvonne MONTGOMERY	c	4:38.146	2:14.137	144	Yvonne MONTGOMERY	c	6:52.447	2:14.301
144	Yvonne MONTGOMERY	c	2:24.009	2:24.009	55	Daniel HYNDMAN	c	4:40.777	2:14.542	55	Daniel HYNDMAN	c	6:54.356	2:13.579
47	Aaron BOYD	c	2:24.433	2:24.433	91	Neil LYONS	b	6:07.725	4:00.969	91	Neil LYONS	b	10:09.132	4:01.407
55	Daniel HYNDMAN	c	2:26.235	2:26.235										

# Coleraine Skip Hire & Recycling Armoy Road Races

## SENIOR SUPPORT

### Race 8 - Armoy Construction / Park Electrical Services Senior Suppo

## LAP CHART



4					5					6				
No	Name	G	Elapsed Time	Lap Time	No	Name	G	Elapsed Time	Lap Time	No	Name	G	Elapsed Time	Lap Time
86	Derek McGEE	a	7:40.121	1:54.571	86	Derek McGEE	a	9:34.441	1:54.320	86	Derek McGEE	a	11:29.282	1:54.841
103	Reuben McPHEE	a	7:56.188	1:57.066	103	Reuben McPHEE	a	9:53.217	1:57.029	103	Reuben McPHEE	a	11:49.322	1:56.105
11	Callum LAIDLAW	a	7:56.398	1:57.830	11	Callum LAIDLAW	a	9:53.854	1:57.456	113	Ronan PENTONY	a	11:49.915	1:56.049
117	Gary MILLER	a	7:56.817	1:57.954	113	Ronan PENTONY	a	9:53.866	1:56.970	11	Callum LAIDLAW	a	11:50.716	1:56.862
113	Ronan PENTONY	a	7:56.896	1:57.644	59	Robbie LYALL	a	9:54.647	1:57.153	59	Robbie LYALL	a	11:52.074	1:57.427
59	Robbie LYALL	a	7:57.494	1:57.382	117	Gary MILLER	a	9:54.792	1:57.975	117	Gary MILLER	a	11:52.163	1:57.371
97	William HARA	a	7:59.247	1:58.680	97	William HARA	a	9:56.340	1:57.093	97	William HARA	a	11:52.759	1:56.419
78	Mark SHIELS	b	8:01.455	1:58.481	78	Mark SHIELS	b	9:59.996	1:58.541	0	Dan FREAR	c	11:56.448	1:55.945
87	Ian SIMPSON	a	8:02.490	2:00.143	0	Dan FREAR	c	10:00.503	1:56.974	78	Mark SHIELS	b	11:58.417	1:58.421
0	Dan FREAR	c	8:03.529	1:57.616	87	Ian SIMPSON	a	10:01.973	1:59.483	87	Ian SIMPSON	a	12:01.242	1:59.269
174	Rodney PATTON	b	8:17.518	2:01.044	174	Rodney PATTON	b	10:20.515	2:02.997	174	Rodney PATTON	b	12:20.932	2:00.417
98	Stephen GURNEY	b	8:26.210	2:04.351	98	Stephen GURNEY	b	10:29.655	2:03.445	98	Stephen GURNEY	b	12:32.660	2:03.005
199	Ryan MYLER	b	8:26.763	2:04.093	199	Ryan MYLER	b	10:30.194	2:03.431	199	Ryan MYLER	b	12:34.110	2:03.916
81	Julian KIRK	b	8:28.811	2:04.207	81	Julian KIRK	b	10:31.273	2:02.462	81	Julian KIRK	b	12:34.345	2:03.072
60	George SCOTT	b	8:32.419	2:03.166	60	George SCOTT	b	10:35.778	2:03.359	60	George SCOTT	b	12:39.512	2:03.734
274	Niklas PFEIFFER	c	8:36.973	2:07.634	57	Adrian LOGUE	b	10:42.236	2:04.606	57	Adrian LOGUE	b	12:45.991	2:03.755
57	Adrian LOGUE	b	8:37.630	2:05.209	274	Niklas PFEIFFER	c	10:43.619	2:06.646	274	Niklas PFEIFFER	c	12:49.461	2:05.842
156	Dee CRAWLEY	c	8:40.874	2:07.300	156	Dee CRAWLEY	c	10:49.339	2:08.465	156	Dee CRAWLEY	c	12:57.240	2:07.901
66	Paul GARTLAND	c	8:43.098	2:07.727	66	Paul GARTLAND	c	10:50.281	2:07.183	66	Paul GARTLAND	c	12:58.178	2:07.897
192	Michael LARKIN	b	8:46.436	2:11.063	192	Michael LARKIN	b	10:57.195	2:10.759	14	Rodney LITTLE	c	13:06.165	2:08.096
14	Rodney LITTLE	c	8:48.631	2:09.273	14	Rodney LITTLE	c	10:58.069	2:09.438	192	Michael LARKIN	b	13:07.568	2:10.373
96	Stephen CARR	c	8:55.337	2:10.921	96	Stephen CARR	c	11:05.950	2:10.613	96	Stephen CARR	c	13:18.316	2:12.366
55	Daniel HYNDMAN	c	9:05.291	2:10.935	55	Daniel HYNDMAN	c	11:18.862	2:13.571	55	Daniel HYNDMAN	c	13:33.866	2:15.004
144	Yvonne MONTGOMERY	c	9:08.386	2:15.939	144	Yvonne MONTGOMERY	c	11:25.089	2:16.703	144	Yvonne MONTGOMERY	c	13:40.621	2:15.532
91	Neil LYONS	b	14:07.724	3:58.592										

## 7

No	Name	G	Elapsed Time	Lap Time
86	Derek McGEE	a	13:24.392	1:55.110
103	Reuben McPHEE	a	13:44.919	1:55.597
113	Ronan PENTONY	a	13:45.277	1:55.362
11	Callum LAIDLAW	a	13:45.832	1:55.116
117	Gary MILLER	a	13:46.715	1:54.552
97	William HARA	a	13:49.178	1:56.419
59	Robbie LYALL	a	13:51.201	1:59.127
0	Dan FREAR	c	13:53.700	1:57.252
78	Mark SHIELS	b	13:57.536	1:59.119
87	Ian SIMPSON	a	14:03.398	2:02.156
174	Rodney PATTON	b	14:20.758	1:59.826
98	Stephen GURNEY	b	14:35.822	2:03.162
81	Julian KIRK	b	14:35.905	2:01.560
199	Ryan MYLER	b	14:37.832	2:03.722
60	George SCOTT	b	14:44.768	2:05.256
57	Adrian LOGUE	b	14:49.939	2:03.948
274	Niklas PFEIFFER	c	14:54.752	2:05.291
192	Michael LARKIN	b	15:17.113	2:09.545

COLERAINE SKIP HIRE ARMOY ROAD RACE

Sorted on Laps

SENIOR SUPPORT

ArmoY 3.008 Miles

R8: ArmoY Construction/Park Electrical Services Senior Support

30/07/2011 15:40

Race (7 Laps) started at 15:02:15

Pos	Class	No.	Name	Machine	Sponsor	SpdTr	Best
1	SSEN	86	Derek McGEE	Yamaha 600		<b>153.459</b>	
2	SSEN	103	Reuben McPHEE	Yamaha 600	N.J.T. Racing	141.552	
3	SSEN	113	Ronan PENTONY	Suzuki 750		146.799	
4	SSEN	11	Callum LAIDLAW	Yamaha 600		147.199	
5	SSEN	117	Gary MILLER	Suzuki 750		140.328	
6	SSEN	97	William HARA	Suzuki 600	Tiles Plus	136.208	
7	SSEN	59	Robbie LYALL	Yamaha 600	Fatspanner	145.354	
8	SSEN	0	Dan FREAR	Yamaha 600	McKinstry Racing	145.614	
9	SSEN	78	Mark SHIELS	Suzuki 750	Mongey Racing	142.546	
10	SSEN	87	Ian SIMPSON	Yamaha 600		147.600	
11	SSEN	91	Neil LYONS	Suzuki 750	DDRRSC		
12	SSEN	174	Rodney PATTON	Suzuki 600	N.J.T. Racing	140.571	
13	SSEN	98	Stephen GURNEY	Suzuki 600			
14	SSEN	81	Julian KIRK	Yamaha 600		133.960	
15	SSEN	199	Ryan MYLER	Yamaha 600	Close Print Finance	134.739	
16	SSEN	60	George SCOTT	Honda 600		136.094	
17	SSEN	57	Adrian LOGUE	Suzuki 750		133.520	
18	SSEN	274	Niklas PFEIFFER	Triumph 675	NK Motors	132.323	
19	SSEN	192	Michael LARKIN	Yamaha 600		131.466	
20	SSEN	156	Dee CRAWLEY	Honda 600	Geeman Racing	131.466	
21	SSEN	66	Paul GARTLAND	Suzuki 600	McKinstry Racing	120.984	
22	SSEN	14	Rodney LITTLE	Yamaha 600		131.786	
23	SSEN	96	Stephen CARR	Kawasaki 600	Shane & Sam's	122.907	
24	SSEN	55	Daniel HYNDMAN	Yamaha 600	Blackthorn Inn	124.796	
25	SSEN	144	Yvonne MONTGOMERY	Suzuki 600		122.536	

Not classified ()

DNF SSEN 47 Aaron BOYD Suzuki 600 Team Miserable 132.000

Margin of Victory

Avg. Speed

Best Lap Tm

Best Speed

Best Lap by

Promoted by ArmoY Motorcycle Road Racing Club

Orbits

Provisional result to be confirmed by the Stewards of the Meeting subject to the completion of technical inspections and the time limit for protests.

MCUI (Ulster Centre) Timing www.elaps-timing.com



www.amb-it.com

www.mylaps.com

Licensed to: MCUI

**IRISH ROAD RACE SENIOR SUPPORT (subject to confirmation)**

2011

Pos	No.	Name	Total	Diff	Gap	#1	#2	#3	#4	#5	#6	#7	#8
						R1	R1	R1	R1	R1	R1	R1	R1
1	117	Gary MILLER	127	0	0	16	25	20	16	10	13	16	11
2	113	Ronan PENTONY	122	5	5	25	x	16	20	16	9	20	16
3	103	Reuben McPHEE	109	18	13	7	16	13	25	13	6	9	20
4	86	Derek McGEE	100	27	9	x	x	x	x	25	25	25	25
5	78	Mark SHIELS	72	55	28	8	20	6	x	11	20	x	7
6	97	William HARA	71	56	1	10	10	10	11	9	11	x	10
7	114	Alan KENNY	61	66	10	x	x	25	x	20	16	x	x
8	106	Bernard DALY	52	75	9	11	11	x	9	6	7	8	x
9	111	Callum LAIDLAW	41	86	11	20	x	8	x	x	x	x	13
10	11	John CAHILL	30	97	11	1	3	5	4	2	8	7	x
11	125	Damien HORAN	26	101	4	x	x	x	x	5	10	11	x
12	93	Ciaran O'CALLAGHAN	25	102	1	x	x	x	x	7	5	13	x
13	16	Noel BRENNAN	24	103	1	x	x	x	6	8	x	10	x
14	116	Robbie LYALL	22	105	2	13	x	x	x	x	x	x	9
15	95	Robert GORDON	20	107	2	9	x	11	x	x	x	x	x
16	174	Rodney PATTON	20	107	0	4	9	3	x	x	x	x	4
17	57	Adrian LOGUE	20	107	0	x	13	4	x	3	x	x	x
18	91	Neil LYONS	19	108	1	3	x	7	x	4	x	x	5
19	8	Mark LARKIN	16	111	3	2	1	x	13	x	x	x	x
20	43	Neil VICARS	15	112	1	6	x	9	x	x	x	x	x
21	60	George SCOTT	15	112	0	x	8	2	5	x	x	x	x
22	153	Noel BERTRAM	13	114	2	x	x	x	7	x	x	6	x
23	30	Aron HATCH	10	117	3	x	x	x	10	x	x	x	x
24	87	Ian SIMPSON	10	117	0	x	x	x	x	x	4	x	6
25	0	Dan FREAR	8	119	2	x	x	x	x	x	x	x	8
26	1	Peter SIMPSON	8	119	0	x	x	x	8	x	x	x	x
27	21	Roy SCOTT	7	120	1	x	7	x	x	x	x	x	x
28	84	Paddy WOODSIDE	6	121	1	x	6	x	x	x	x	x	x
29	59	Paul SIMPSON	5	122	1	x	x	x	x	x	x	5	x
30	176	James CHRISTIE	5	122	0	x	5	x	x	x	x	x	x
31	41	Nige REA	5	122	0	5	x	x	x	x	x	x	x
32	81	Julian KIRK	5	122	0	x	2	1	x	x	x	x	2
33	46	Stephen WILSON	4	123	1	x	4	x	x	x	x	x	x
34	98	Stephen GURNEY	3	124	1	x	x	x	x	x	x	x	3
35	131	Eugene MORAHAN	3	124	0	x	x	x	x	x	3	x	x
36	44	Mick JORDAN	3	124	0	x	x	x	3	x	x	x	x
37	100	Billy CUMMINS	2	125	1	x	x	x	2	x	x	x	x
38	199	Ryan MYLER	1	126	1	x	x	x	x	x	x	x	1
39	7	James McCANN	1	126	0	x	x	x	x	1	x	x	x
40	111	Andy McPHERSON	1	126	0	x	x	x	1	x	x	x	x

**Event Legend**

#1	29/04/2011	ROYAL HOTEL & BRAESIDE COOKSTOWN 100	#5	09/07/2011	DEVIL EXHAUST RACE OF THE SOUTH
#2	06/05/2011	AROUND A POUND TANDRAGEE 100	#6	16/07/2011	ADELAIDE INSURANCE KELLS ROAD RACE
#3	24/06/2011	H2 ENGINEERING BUSH ROAD RACE	#7	23/07/2011	ATHEA ROAD RACE
#4	01/07/2011	AON Bikecare SKERRIES ROAD RACE	#8	29/07/2011	COLERAINE SKIP HIRE ARMOY ROAD RACE

**ULSTER ROAD RACE SENIOR SUPPORT (subject to confirmation)**

2011

Pos	No.	Name	Total	Diff	Gap	#1 #2 #3 #4			
						R1	R1	R1	R1
1	117	Gary MILLER	72	0	0	16	25	20	11
2	113	Ronan PENTONY	57	15	15	25	x	16	16
3	103	Reuben McPHEE	56	16	1	7	16	13	20
4	111	Callum LAIDLAW	41	31	15	20	x	8	13
5	78	Mark SHIELS	41	31	0	8	20	6	7
6	97	William HARA	40	32	1	10	10	10	10
7	86	Derek McGEE	25	47	15	x	x	x	25
8	114	Alan KENNY	25	47	0	x	x	25	x
9	106	Bernard DALY	22	50	3	11	11	x	x
10	116	Robbie LYALL	22	50	0	13	x	x	9
11	95	Robert GORDON	20	52	2	9	x	11	x
12	174	Rodney PATTON	20	52	0	4	9	3	4
13	57	Adrian LOGUE	17	55	3	x	13	4	x
14	43	Neil VICARS	15	57	2	6	x	9	x
15	91	Neil LYONS	15	57	0	3	x	7	5
16	60	George SCOTT	10	62	5	x	8	2	x
17	11	John CAHILL	9	63	1	1	3	5	x
18	0	Dan FREAR	8	64	1	x	x	x	8
19	21	Roy SCOTT	7	65	1	x	7	x	x
20	87	Ian SIMPSON	6	66	1	x	x	x	6
21	84	Paddy WOODSIDE	6	66	0	x	6	x	x
22	176	James CHRISTIE	5	67	1	x	5	x	x
23	41	Nige REA	5	67	0	5	x	x	x
24	81	Julian KIRK	5	67	0	x	2	1	2
25	46	Stephen WILSON	4	68	1	x	4	x	x
26	98	Stephen GURNEY	3	69	1	x	x	x	3
27	8	Mark LARKIN	3	69	0	2	1	x	x
28	199	Ryan MYLER	1	71	2	x	x	x	1

**Event Legend**

#1	29/04/2011	ROYAL HOTEL & BRAESIDE COOKSTOWN 100	#3	24/06/2011	H2 ENGINEERING BUSH ROAD RACE
#2	06/05/2011	AROUND A POUND TANDRAGEE 100	#4	29/07/2011	COLERAINE SKIP HIRE ARMOY ROAD RACE