

# COLERAINE SKIP HIRE & RECYCLING ARMOY ROAD RACE

*The Race of Legends*

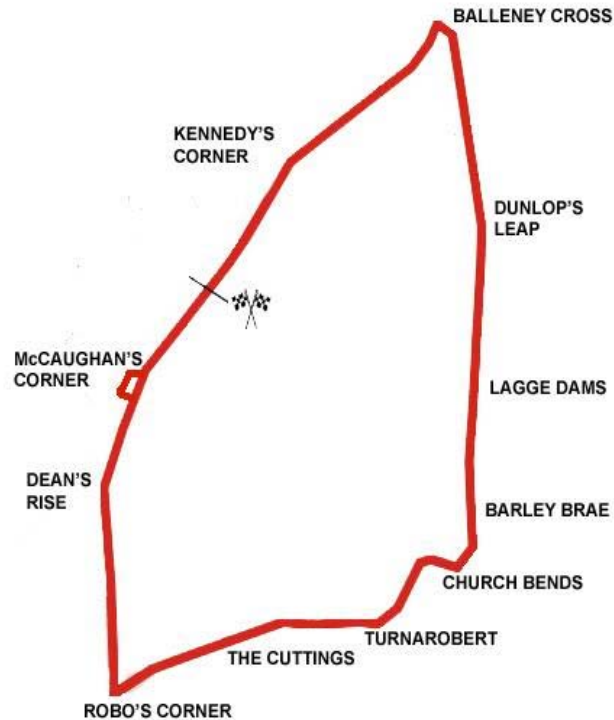
Friday 29<sup>th</sup> & Saturday 30<sup>th</sup> July 2011

promoted by  
Armoy Motorcycle Road Racing Club  
[www.amrrc.com](http://www.amrrc.com)

BALLYMONEY BOROUGH COUNCIL  
& McCLAFFERTY'S BAR  
SUPERTWINS



# Armoy Circuit 3.008 miles



## Lap Records

Class	Rider	Machine	m s	mph	Year
125cc	William Dunlop	Honda	2 02.397	88.473	2010
Moto 450	Ryan Farquhar	Kawasaki	2 02.940	88.082	2010
250cc	Davy Morgan	Honda	1 55.230	93.976	2010
Supersport 400	Vic Allan	Kawasaki	2 06.245	85.776	2010
Supertwins	Ryan Farquhar	Kawasaki 650	1 55.912	93.423	2010
Supersport	Keith Amor	Honda	1 46.855	101.341	2010
Superbike	Ryan Farquhar	Kawasaki	1 44.748	103.380	2010
Senior Support	Alan Bonner	Yamaha 600	1 53.302	95.575	2010
Junior Support	Dean Harrison	Kawasaki 650	2 00.858	89.599	2010
Classic 1000cc	Robert McCrum	Norton Weslake 950	2 08.268	84.423	2010
Classic 500cc	Billy Lyle	Honda	2 15.823	79.727	2010
Classic 350cc	Thomas Hogg	Honda	2 20.298	77.184	2010
Classic 250cc	Philip Shaw	Suzuki	2 24.586	74.895	2010

## MOST WINS at ARMOY ROAD RACE

Ryan Farquhar	7	2009-10
Michael Dunlop	2	2009
William Dunlop	2	2010
Dean Harrison	2	2010

## ALL TIME IRISH ROAD RACE WINNERS (after Athea 2011)

Most Wins at All Irish Road Race Meetings				Most Wins at Irish National Road Race Meetings			
1.	Ryan Farquhar	167	1995-11	1.	Ryan Farquhar	157	1995-11
2.	Joey Dunlop	156	1971-00	2.	Joey Dunlop	119	1971-00
3.	Robert Dunlop	135	1980-08	3.	Robert Dunlop	111	1980-08
4.	Ray McCullough	109	1960-82	4.	Ray McCullough	99	1960-82
	Phillip McCallen	109	1987-99	5.	Phillip McCallen	84	1987-99

# Coleraine Skip Hire & Recycling Armoy Road Races

## SUPERTWINS


### Qualifying



Pos	Class	No	Name	Machine / Sponsor	----- Best Lap -----			On	Laps
					Time	Behind	Speed		
<b>Qualifying Classification</b>									
1	STwins	77	Ryan FARQUHAR	Kawasaki 650 - KMR Kawasaki	1:55.613		93.664	3	5
2	STwins	16	John BURROWS	Kawasaki 650 - KBM Racing	1:56.183	0.570	93.205	3	3
3	STwins	13	Adrian ARCHIBALD	Kawasaki 650 - KMR / BA Components	1:56.752	1.139	92.750	3	5
4	STwins	28	Wayne HAMILTON	Kawasaki 650 - Emerald Road Racing	1:58.014	2.401	91.759	3	5
5	STwins	150	William DAVISON	Kawasaki 650 - Maine Road Racing Club	2:00.041	4.428	90.209	5	5
6	STwins	62	Johnny QUINN	Suzuki 650	2:00.412	4.799	89.931	4	5
7	STwins	73	Derek COSTELLO	Kawasaki 650	2:00.469	4.856	89.889	4	5
8	STwins	113	Ronan PENTONY	Suzuki 650	2:02.426	6.813	88.452	3	5
9	STwins	103	Reuben McPHEE	Suzuki 650 - North West Gas	2:03.709	8.096	87.534	5	5
10	STwins	27	James McCANN	Kawasaki 650 - P.K. Racing	2:03.831	8.218	87.448	2	5
11	STwins	21	Coyles WRIGHT	Kawasaki 650 - CW Racing	2:04.641	9.028	86.880	5	5
12	STwins	47	David BLACK	Suzuki 650	2:05.420	9.807	86.340	4	5
13	STwins	51	Mark MORGAN	Kawasaki 650 - Sam McKeown	2:05.626	10.013	86.199	4	5
14	STwins	30	Mark SHIELDS	Suzuki 650	2:06.099	10.486	85.875	5	5
15	STwins	20	Martin LYONS	Suzuki 650 - Lyons Racing	2:06.485	10.872	85.613	5	5
16	STwins	69	Ronnie SCOTT	Suzuki 650	2:06.649	11.036	85.502	2	5
17	STwins	191	Jack WILLIAMSON	Suzuki 650 - Maineside Racing	2:06.766	11.153	85.424	5	5
18	STwins	91	Des BUTLER	Suzuki 650	2:07.338	11.725	85.040	5	5
19	STwins	7	Dave WALSH	Suzuki 650 - DRW Racing	2:08.629	13.016	84.186	5	5
20	STwins	33	David HOWARD	Suzuki 650 - MC	2:08.665	13.052	84.163	5	5
21	STwins	43	Neil VICARS	Suzuki 650	2:09.295	13.682	83.753	5	5
22	STwins	151	Phillip DRENNAN	Suzuki 650	2:09.715	14.102	83.481	4	5
23	STwins	6	Baylon McCAUGHEY	Suzuki 650 - irishracephotography.com	2:10.498	14.885	82.981	2	5
24	STwins	35	Colin McWHIRTER	Suzuki 650 - Hot Stuff	2:11.742	16.129	82.197	4	5
25	STwins	202	Brian SMITH	Kawasaki 650	2:15.228	19.615	80.078	4	5
26	STwins	24	Bryan ALLAN	Kawasaki 650 - Cairngorm Hotel, Aviemore	2:15.509	19.896	79.912	5	5
27	STwins	169	Philip MULLAN	Suzuki 650 - PM & Sons	2:26.675	31.062	73.829	3	4
28	STwins	61	Roy McLARNON	Suzuki 650 - RMLR Racing	2:28.511	32.898	72.916	4	4

Provisional result to be confirmed by the Stewards of the Meeting subject to completion of technical inspections & the time limit for protests

Page 1 / 1

Circuit	<b>Armoy</b>	Signed		Organising Club	<b>Armoy MRRC</b>
Length(miles)	<b>3.0080</b>		Chief Timekeeper	Qualifying Started	<b>20:10</b>
Weather	<b>Sunny, 14°C, 74%RH</b>	Issued At:	20:25		
Track	<b>Dry</b>				

# Coleraine Skip Hire & Recycling Armoy Road Races

## SUPERTWINS

### Qualifying



## DETAILED RESULT

### Qualifying Classification

Position

**1** 77 Ryan FARQUHAR

Behind

Best Time **1:55.613** Best Speed **93.664** On **3** Gp **a**

Lap	Elapsed Time	Lap Time	Lap Speed
1	2:25.199	2:25.199	74.579
2	4:23.455	1:58.256	91.571
3	6:19.068	1:55.613	93.664
4	8:15.752	1:56.684	92.804
5	10:12.069	1:56.317	93.097

**2** 16 John BURROWS

Behind **0.570**

Best Time **1:56.183** Best Speed **93.205** On **3** Gp **a**

Lap	Elapsed Time	Lap Time	Lap Speed
1	2:28.307	2:28.307	73.016
2	4:25.714	1:57.407	92.233
3	6:21.897	1:56.183	93.205

**3** 13 Adrian ARCHIBALD

Behind **1.139**

Best Time **1:56.752** Best Speed **92.750** On **3** Gp **a**

Lap	Elapsed Time	Lap Time	Lap Speed
1	2:28.916	2:28.916	72.718
2	4:29.303	2:00.387	89.950
3	6:26.055	1:56.752	92.750
4	8:22.910	1:56.855	92.669
5	10:22.506	1:59.596	90.545

**4** 28 Wayne HAMILTON

Behind **2.401**

Best Time **1:58.014** Best Speed **91.759** On **3** Gp **a**

Lap	Elapsed Time	Lap Time	Lap Speed
1	2:22.978	2:22.978	75.738
2	4:23.149	2:00.171	90.112
3	6:21.163	1:58.014	91.759
4	8:19.706	1:58.543	91.349
5	10:19.504	1:59.798	90.392

### Qualifying Classification

Position

**5** 150 William DAVISON

Behind **4.428**

Best Time **2:00.041** Best Speed **90.209** On **5** Gp **a**

Lap	Elapsed Time	Lap Time	Lap Speed
1	2:43.384	2:43.384	66.278
2	4:44.830	2:01.446	89.166
3	6:45.086	2:00.256	90.048
4	8:45.765	2:00.679	89.732
5	10:45.806	2:00.041	90.209

**6** 62 Johnny QUINN

Behind **4.799**

Best Time **2:00.412** Best Speed **89.931** On **4** Gp **a**

Lap	Elapsed Time	Lap Time	Lap Speed
1	2:11.731	2:11.731	82.204
2	4:14.987	2:03.256	87.856
3	6:17.208	2:02.221	88.600
4	8:17.620	2:00.412	89.931
5	10:19.006	2:01.386	89.210

**7** 73 Derek COSTELLO

Behind **4.856**

Best Time **2:00.469** Best Speed **89.889** On **4** Gp **a**

Lap	Elapsed Time	Lap Time	Lap Speed
1	2:10.506	2:10.506	82.975
2	4:13.743	2:03.237	87.870
3	6:15.923	2:02.180	88.630
4	8:16.392	2:00.469	89.889
5	10:17.084	2:00.692	89.723

**8** 113 Ronan PENTONY

Behind **6.813**

Best Time **2:02.426** Best Speed **88.452** On **3** Gp **a**

Lap	Elapsed Time	Lap Time	Lap Speed
1	3:01.177	3:01.177	59.769
2	5:04.940	2:03.763	87.496
3	7:07.366	2:02.426	88.452
4	9:11.450	2:04.084	87.270
5	11:14.151	2:02.701	88.254

# Coleraine Skip Hire & Recycling Armoy Road Races



## SUPERTWINS

### Qualifying

## DETAILED RESULT

### Qualifying Classification

Position

**9** 103 Reuben McPHEE

Behind 8.096

Best Time 2:03.709 Best Speed 87.534 On 5 Gp a

Lap	Elapsed Time	Lap Time	Lap Speed
1	2:43.222	2:43.222	66.344
2	4:47.709	2:04.487	86.987
3	6:51.909	2:04.200	87.188
4	8:55.934	2:04.025	87.311
5	10:59.643	2:03.709	87.534

**10** 27 James McCANN

Behind 8.218

Best Time 2:03.831 Best Speed 87.448 On 2 Gp a

Lap	Elapsed Time	Lap Time	Lap Speed
1	3:06.256	3:06.256	58.139
2	5:10.087	2:03.831	87.448
3	7:14.671	2:04.584	86.920
4	9:19.415	2:04.744	86.808
5	11:24.779	2:05.364	86.379

**11** 21 Coyles WRIGHT

Behind 9.028

Best Time 2:04.641 Best Speed 86.880 On 5 Gp a

Lap	Elapsed Time	Lap Time	Lap Speed
1	2:21.327	2:21.327	76.622
2	4:29.576	2:08.249	84.436
3	6:34.368	2:04.792	86.775
4	8:39.631	2:05.263	86.449
5	10:44.272	2:04.641	86.880

**12** 47 David BLACK

Behind 9.807

Best Time 2:05.420 Best Speed 86.340 On 4 Gp a

Lap	Elapsed Time	Lap Time	Lap Speed
1	2:12.366	2:12.366	81.810
2	4:18.894	2:06.528	85.584
3	6:24.572	2:05.678	86.163
4	8:29.992	2:05.420	86.340
5	10:38.046	2:08.054	84.564

### Qualifying Classification

Position

**13** 51 Mark MORGAN

Behind 10.013

Best Time 2:05.626 Best Speed 86.199 On 4 Gp a

Lap	Elapsed Time	Lap Time	Lap Speed
1	3:14.463	3:14.463	55.686
2	5:28.570	2:14.107	80.747
3	7:35.140	2:06.570	85.556
4	9:40.766	2:05.626	86.199
5	11:48.992	2:08.226	84.451

**14** 30 Mark SHIELDS

Behind 10.486

Best Time 2:06.099 Best Speed 85.875 On 5 Gp a

Lap	Elapsed Time	Lap Time	Lap Speed
1	3:23.085	3:23.085	53.322
2	5:37.040	2:13.955	80.839
3	7:52.385	2:15.345	80.009
4	10:08.498	2:16.113	79.557
5	12:14.597	2:06.099	85.875

**15** 20 Martin LYONS

Behind 10.872

Best Time 2:06.485 Best Speed 85.613 On 5 Gp a

Lap	Elapsed Time	Lap Time	Lap Speed
1	2:50.335	2:50.335	63.574
2	4:58.492	2:08.157	84.496
3	7:07.829	2:09.337	83.725
4	9:15.463	2:07.634	84.843
5	11:21.948	2:06.485	85.613

**16** 69 Ronnie SCOTT

Behind 11.036

Best Time 2:06.649 Best Speed 85.502 On 2 Gp a

Lap	Elapsed Time	Lap Time	Lap Speed
1	2:42.920	2:42.920	66.467
2	4:49.569	2:06.649	85.502
3	6:58.424	2:08.855	84.038
4	9:05.977	2:07.553	84.896
5	11:13.598	2:07.621	84.851

# Coleraine Skip Hire & Recycling Armoy Road Races

## SUPERTWINS

### Qualifying



## DETAILED RESULT

### Qualifying Classification

Position

**17** 191 Jack WILLIAMSON

Behind 11.153

Best Time **2:06.766** Best Speed **85.424** On 5 Gp a

Lap	Elapsed Time	Lap Time	Lap Speed
1	2:35.665	2:35.665	69.565
2	4:44.212	2:08.547	84.240
3	6:51.409	2:07.197	85.134
4	8:59.144	2:07.735	84.776
5	11:05.910	2:06.766	85.424

**18** 91 Des BUTLER

Behind 11.725

Best Time **2:07.338** Best Speed **85.040** On 5 Gp a

Lap	Elapsed Time	Lap Time	Lap Speed
1	2:36.762	2:36.762	69.078
2	4:47.910	2:11.148	82.569
3	6:58.405	2:10.495	82.982
4	9:08.925	2:10.520	82.967
5	11:16.263	2:07.338	85.040

**19** 7 Dave WALSH

Behind 13.016

Best Time **2:08.629** Best Speed **84.186** On 5 Gp a

Lap	Elapsed Time	Lap Time	Lap Speed
1	3:12.391	3:12.391	56.285
2	5:36.261	2:23.870	75.268
3	7:50.645	2:14.384	80.581
4	9:59.786	2:09.141	83.853
5	12:08.415	2:08.629	84.186

**20** 33 David HOWARD

Behind 13.052

Best Time **2:08.665** Best Speed **84.163** On 5 Gp a

Lap	Elapsed Time	Lap Time	Lap Speed
1	2:33.631	2:33.631	70.486
2	4:45.113	2:11.482	82.360
3	6:54.618	2:09.505	83.617
4	9:03.401	2:08.783	84.086
5	11:12.066	2:08.665	84.163

### Qualifying Classification

Position

**21** 43 Neil VICARS

Behind 13.682

Best Time **2:09.295** Best Speed **83.753** On 5 Gp a

Lap	Elapsed Time	Lap Time	Lap Speed
1	3:08.914	3:08.914	57.321
2	5:20.724	2:11.810	82.155
3	7:30.580	2:09.856	83.391
4	9:40.320	2:09.740	83.465
5	11:49.615	2:09.295	83.753

**22** 151 Phillip DRENNAN

Behind 14.102

Best Time **2:09.715** Best Speed **83.481** On 4 Gp a

Lap	Elapsed Time	Lap Time	Lap Speed
1	2:25.650	2:25.650	74.348
2	4:35.564	2:09.914	83.354
3	6:45.540	2:09.976	83.314
4	8:55.255	2:09.715	83.481
5	11:05.360	2:10.105	83.231

**23** 6 Baylon McCAUGHEY

Behind 14.885

Best Time **2:10.498** Best Speed **82.981** On 2 Gp a

Lap	Elapsed Time	Lap Time	Lap Speed
1	2:46.443	2:46.443	65.060
2	4:56.941	2:10.498	82.981
3	7:09.188	2:12.247	81.883
4	9:25.345	2:16.157	79.532
5	11:44.508	2:19.163	77.814

**24** 35 Colin McWHIRTER

Behind 16.129

Best Time **2:11.742** Best Speed **82.197** On 4 Gp a

Lap	Elapsed Time	Lap Time	Lap Speed
1	2:51.677	2:51.677	63.077
2	5:05.033	2:13.356	81.202
3	7:17.925	2:12.892	81.486
4	9:29.667	2:11.742	82.197
5	11:42.603	2:12.936	81.459

# Coleraine Skip Hire & Recycling Armoy Road Races

## SUPERTWINS

### Qualifying



## DETAILED RESULT

### Qualifying Classification

Position

#### **25** 202 Brian SMITH

Behind 19.615

Best Time 2:15.228 Best Speed 80.078 On 4 Gp a

Lap	Elapsed Time	Lap Time	Lap Speed
1	2:51.202	2:51.202	63.252
2	5:08.107	2:16.905	79.097
3	7:24.676	2:16.569	79.292
4	9:39.904	2:15.228	80.078
5	11:55.771	2:15.867	79.701

#### **26** 24 Bryan ALLAN

Behind 19.896

Best Time 2:15.509 Best Speed 79.912 On 5 Gp a

Lap	Elapsed Time	Lap Time	Lap Speed
1	3:08.667	3:08.667	57.396
2	5:35.637	2:26.970	73.680
3	7:53.712	2:18.075	78.427
4	10:09.786	2:16.074	79.580
5	12:25.295	2:15.509	79.912

#### **27** 169 Philip MULLAN

Behind 31.062

Best Time 2:26.675 Best Speed 73.829 On 3 Gp a

Lap	Elapsed Time	Lap Time	Lap Speed
1	3:07.893	3:07.893	57.633
2	5:35.950	2:28.057	73.139
3	8:02.625	2:26.675	73.829
4	10:29.754	2:27.129	73.601

#### **28** 61 Roy McLARNON

Behind 32.898

Best Time 2:28.511 Best Speed 72.916 On 4 Gp a

Lap	Elapsed Time	Lap Time	Lap Speed
1	3:06.353	3:06.353	58.109
2	5:39.302	2:32.949	70.800
3	8:09.520	2:30.218	72.087
4	10:38.031	2:28.511	72.916

COLERAINE SKIP HIRE ARMOY ROAD RACE

Sorted on Best Lap time

SUPERTWINS

ArmoY 3.008 Miles

Qualifying

29/07/2011 19:40

Practice started at 20:10:58

Pos	Class	No.	Name	Machine	Sponsor	SpdTr Best
1	STwins	77	Ryan FARQUHAR	Kawasaki 650	KMR Kawasaki	<b>140.938</b>
2	STwins	16	John BURROWS	Kawasaki 650	KBM Racing	138.061
3	STwins	13	Adrian ARCHIBALD	Kawasaki 650	KMR / BA Components	132.647
4	STwins	28	Wayne HAMILTON	Kawasaki 650	Emerald Road Racing	139.245
5	STwins	150	William DAVISON	Kawasaki 650	Maine Road Racing Club	136.552
6	STwins	62	Johnny QUINN	Suzuki 650		131.893
7	STwins	73	Derek COSTELLO	Kawasaki 650		134.963
8	STwins	113	Ronan PENTONY	Suzuki 650		136.552
9	STwins	103	Reuben McPHEE	Suzuki 650	North West Gas	128.145
10	STwins	27	James McCANN	Kawasaki 650	P.K. Racing	126.646
11	STwins	21	Coyles WRIGHT	Kawasaki 650	CW Racing	125.278
12	STwins	47	David BLACK	Suzuki 650		129.474
13	STwins	51	Mark MORGAN	Kawasaki 650	Sam McKeown	127.541
14	STwins	30	Mark SHIELDS	Suzuki 650		128.246
15	STwins	20	Martin LYONS	Suzuki 650	Lyons Racing	123.939
16	STwins	69	Ronnie SCOTT	Suzuki 650		127.142
17	STwins	191	Jack WILLIAMSON	Suzuki 650	Maineside Racing	125.860
18	STwins	91	Des BUTLER	Suzuki 650		125.471
19	STwins	7	Dave WALSH	Suzuki 650	DRW Racing	130.935
20	STwins	33	David HOWARD	Suzuki 650	MC	117.482
21	STwins	43	Neil VICARS	Suzuki 650		129.888
22	STwins	151	Phillip DRENNAN	Suzuki 650		129.165
23	STwins	6	Baylon McCAUGHEY	Suzuki 650	irishracephotography.com	117.312
24	STwins	35	Colin McWHIRTER	Suzuki 650	Hot Stuff	121.074
25	STwins	202	Brian SMITH	Kawasaki 650		120.178
26	STwins	24	Bryan ALLAN	Kawasaki 650	Cairngorm Hotel, Aviemore	123.374
27	STwins	169	Philip MULLAN	Suzuki 650	PM & Sons	116.722
28	STwins	61	Roy McLARNON	Suzuki 650	RMLR Racing	107.027

COLERAINE SKIP HIRE ARMOY ROAD RACE

SUPERTWINS

Armoys 3.008 Miles

R9: Molly's Restaurant/GC Services Supertwins

30/07/2011 16:15

Race (6 Laps)

# Race 9 - SUPERTWINS

			169		12
24		202	A	35	11
C		B		A	
	6		151		C 10
	B		A		
43		33		7	9
C		B		A	
			91		8
	B		A		
191		69		20	7
C		B		A	
	30		51		B 6
	B		A		
47		21		27	5
C		B		A	
			103		4
	B		A		
113		73		62	3
C		B		A	
	150		28		A 2
	B		A		
13		16		77	1
C		B		A	
			POLE POSITION	A	



# Coleraine Skip Hire & Recycling Armoy Road Races

## SUPERTWINS

### Race 10 - Ballymoney Council / McClafferty's Bar Supertwins



Pos	Class	No	Name	Machine / Sponsor	Gp	Laps	Total Time	Behind	Speed	-----Best Lap-----		
										Time	Speed	On
<b>Race Classification</b>												
1	STwins	77	Ryan FARQUHAR	Kawasaki 650 - KMR Kawasaki	a	7	13:26.456		93.993	1:54.130	94.881	6
2	STwins	16	John BURROWS	Kawasaki 650 - KBM Racing	a	7	13:36.540	10.084	92.833	1:55.127	94.060	4
3	STwins	28	Wayne HAMILTON	Kawasaki 650 - Emerald Road Racing	a	7	13:38.692	12.236	92.589	1:54.991	94.171	4
4	STwins	13	Adrian ARCHIBALD	Kawasaki 650 - KMR / BA Components	a	7	13:40.082	13.626	92.432	1:55.183	94.014	4
5	STwins	150	William DAVISON	Kawasaki 650 - Maine Road Racing Club	a	7	13:54.912	28.456	90.790	1:56.911	92.624	2
6	STwins	73	Derek COSTELLO	Kawasaki 650	a	7	14:04.669	38.213	89.741	1:58.604	91.302	6
7	STwins	113	Ronan PENTONY	Suzuki 650	a	7	14:12.057	45.601	88.963	1:59.685	90.478	2
8	STwins	103	Reuben McPHEE	Suzuki 650 - North West Gas	a	7	14:17.286	50.830	88.420	2:00.963	89.522	7
9	STwins	62	Johnny QUINN	Suzuki 650	a	7	14:17.517	51.061	88.397	1:59.680	90.481	7
10	STwins	27	James McCANN	Kawasaki 650 - P.K. Racing	b	7	14:20.002	53.546	88.141	2:00.482	89.879	7
11	STwins	21	Coyles WRIGHT	Kawasaki 650 - CW Racing	b	7	14:20.487	54.031	88.092	2:00.320	90.000	7
12	STwins	47	David BLACK	Suzuki 650	b	7	14:28.065	1:01.609	87.322	2:02.169	88.638	5
13	STwins	51	Mark MORGAN	Kawasaki 650 - Sam McKeown	b	7	14:42.026	1:15.570	85.940	2:04.615	86.898	4
14	STwins	33	David HOWARD	Suzuki 650 - MC	c	7	14:49.023	1:22.567	85.264	2:05.142	86.532	6
15	STwins	69	Ronnie SCOTT	Suzuki 650	b	7	14:49.807	1:23.351	85.189	2:05.570	86.237	5
16	STwins	7	Dave WALSH	Suzuki 650 - DRW Racing	c	7	14:50.029	1:23.573	85.168	2:04.306	87.114	7
17	STwins	20	Martin LYONS	Suzuki 650 - Lyons Racing	b	7	14:51.059	1:24.603	85.069	2:05.652	86.181	6
18	STwins	91	Des BUTLER	Suzuki 650	b	7	15:15.144	1:48.688	82.830	2:08.165	84.491	7
19	STwins	35	Colin McWHIRTER	Suzuki 650 - Hot Stuff	c	6	13:05.205	1 Lap	82.746	2:08.746	84.110	2
20	STwins	169	Phillip MULLAN	Suzuki 650 - PM & Sons	c	6	13:36.504	31.299	79.574	2:13.468	81.134	5
21	STwins	202	Brian SMITH	Kawasaki 650	c	6	13:36.985	31.780	79.528	2:13.829	80.915	5
22	STwins	24	Bryan ALLAN	Kawasaki 650 - Cairngorm Hotel, Aviemore	c	6	13:38.500	33.295	79.380	2:14.015	80.803	6
23	STwins	61	Roy McLARNON	Suzuki 650 - RMLR Racing	c	6	14:06.098	1:00.893	76.791	2:17.443	78.788	5

#### Fastest Lap / New Lap Record 94.881 mph (Previously 93.423 mph)


STwins	77	Ryan FARQUHAR	Kawasaki 650 - KMR Kawasaki	a						1:54.130	94.881	6
--------	----	---------------	-----------------------------	---	--	--	--	--	--	----------	--------	---

#### Not Classified

DNF	STwins	151	Phillip DRENNAN	Suzuki 650	c	2	4:19.655	5 Laps	83.409	2:06.290	85.746	2
-----	--------	-----	-----------------	------------	---	---	----------	--------	--------	----------	--------	---

Provisional result to be confirmed by the Stewards of the Meeting subject to completion of technical inspections & the time limit for protests

Page 1 / 1

Circuit	<b>Armoy</b>	Signed	 Chief Timekeeper	Organising Club	<b>Armoy MRRC</b>
Length(miles)	<b>3.0080</b>	Issued At:	16:39	Race Started	<b>16:21</b>
Weather	<b>Sunny, 20°C, 67 %RH</b>			Gp Time Diff - b	<b>17.28 / c 35.79</b>
Track	<b>Dry</b>				



MCUI Ulster  
Centre Timing  
powered by  
e-Laps timing software

www.elaps-timing.com



# Coleraine Skip Hire & Recycling Armoy Road Races

## SUPERTWINS

### Race 10 - Ballymoney Council / McClafferty's Bar Supertwins



## DETAILED RESULT

### Race Classification

#### **1** 77 Ryan FARQUHAR

Total Time **13:26.456** Avg Speed **93.993** Behind  
 Best Time **1:54.130** Best Speed **94.881** On **6** Gp **a**

Lap	Elapsed Time	Lap Time	Lap Speed
1	1:59.373	1:59.373	90.714
2	3:53.827	1:54.454	94.613
3	5:48.344	1:54.517	94.561
4	7:42.740	1:54.396	94.661
5	9:37.613	1:54.873	94.268
6	11:31.743	1:54.130	94.881
7	13:26.456	1:54.713	94.399

#### **2** 16 John BURROWS

Total Time **13:36.540** Avg Speed **92.833** Behind **10.084**  
 Best Time **1:55.127** Best Speed **94.060** On **4** Gp **a**

Lap	Elapsed Time	Lap Time	Lap Speed
1	2:00.445	2:00.445	89.907
2	3:55.791	1:55.346	93.881
3	5:51.461	1:55.670	93.618
4	7:46.588	1:55.127	94.060
5	9:42.379	1:55.791	93.520
6	11:39.283	1:56.904	92.630
7	13:36.540	1:57.257	92.351

#### **3** 28 Wayne HAMILTON

Total Time **13:38.692** Avg Speed **92.589** Behind **12.236**  
 Best Time **1:54.991** Best Speed **94.171** On **4** Gp **a**

Lap	Elapsed Time	Lap Time	Lap Speed
1	2:02.869	2:02.869	88.133
2	3:58.197	1:55.328	93.896
3	5:54.113	1:55.916	93.419
4	7:49.104	1:54.991	94.171
5	9:45.114	1:56.010	93.344
6	11:43.085	1:57.971	91.792
7	13:38.692	1:55.607	93.669

#### **4** 13 Adrian ARCHIBALD

Total Time **13:40.082** Avg Speed **92.432** Behind **13.626**  
 Best Time **1:55.183** Best Speed **94.014** On **4** Gp **a**

Lap	Elapsed Time	Lap Time	Lap Speed
1	2:00.917	2:00.917	89.556
2	3:56.204	1:55.287	93.929
3	5:51.751	1:55.547	93.718
4	7:46.934	1:55.183	94.014
5	9:44.565	1:57.631	92.057
6	11:43.297	1:58.732	91.204
7	13:40.082	1:56.785	92.724

### Race Classification

#### **5** 150 William DAVISON

Total Time **13:54.912** Avg Speed **90.790** Behind **28.456**  
 Best Time **1:56.911** Best Speed **92.624** On **2** Gp **a**

Lap	Elapsed Time	Lap Time	Lap Speed
1	2:03.801	2:03.801	87.469
2	4:00.712	1:56.911	92.624
3	5:58.769	1:58.057	91.725
4	7:57.848	1:59.079	90.938
5	9:57.185	1:59.337	90.741
6	11:56.273	1:59.088	90.931
7	13:54.912	1:58.639	91.275

#### **6** 73 Derek COSTELLO

Total Time **14:04.669** Avg Speed **89.741** Behind **38.213**  
 Best Time **1:58.604** Best Speed **91.302** On **6** Gp **a**

Lap	Elapsed Time	Lap Time	Lap Speed
1	2:05.968	2:05.968	85.965
2	4:05.929	1:59.961	90.269
3	6:06.254	2:00.325	89.996
4	8:05.768	1:59.514	90.607
5	10:05.070	1:59.302	90.768
6	12:03.674	1:58.604	91.302
7	14:04.669	2:00.995	89.498

#### **7** 113 Ronan PENTONY

Total Time **14:12.057** Avg Speed **88.963** Behind **45.601**  
 Best Time **1:59.685** Best Speed **90.478** On **2** Gp **a**

Lap	Elapsed Time	Lap Time	Lap Speed
1	2:06.046	2:06.046	85.911
2	4:05.731	1:59.685	90.478
3	6:06.664	2:00.933	89.544
4	8:08.087	2:01.423	89.182
5	10:09.195	2:01.108	89.414
6	12:09.871	2:00.676	89.734
7	14:12.057	2:02.186	88.626

#### **8** 103 Reuben McPHEE

Total Time **14:17.286** Avg Speed **88.420** Behind **50.830**  
 Best Time **2:00.963** Best Speed **89.522** On **7** Gp **a**

Lap	Elapsed Time	Lap Time	Lap Speed
1	2:07.689	2:07.689	84.806
2	4:09.233	2:01.544	89.094
3	6:11.531	2:02.298	88.544
4	8:13.543	2:02.012	88.752
5	10:14.843	2:01.300	89.273
6	12:16.323	2:01.480	89.141
7	14:17.286	2:00.963	89.522



MCUI Ulster  
Centre Timing  
powered by  
e-Laps timing software

www.elaps-timing.com



# Coleraine Skip Hire & Recycling Armoy Road Races

## SUPERTWINS

### Race 10 - Ballymoney Council / McClafferty's Bar Supertwins



## DETAILED RESULT

### Race Classification

**9**      **62 Johnny QUINN**  
 Total Time    **14:17.517** Avg Speed    **88.397** Behind    **51.061**  
 Best Time    **1:59.680** Best Speed    **90.481** On    **7** Gp    **a**

Lap	Elapsed Time	Lap Time	Lap Speed
1	2:09.602	2:09.602	83.554
2	4:11.592	2:01.990	88.768
3	6:12.057	2:00.465	89.892
4	8:13.857	2:01.800	88.906
5	10:15.138	2:01.281	89.287
6	12:17.837	2:02.699	88.255
7	14:17.517	1:59.680	90.481

**10**      **27 James McCANN**  
 Total Time    **14:20.002** Avg Speed    **88.141** Behind    **53.546**  
 Best Time    **2:00.482** Best Speed    **89.879** On    **7** Gp    **b**

Lap	Elapsed Time	Lap Time	Lap Speed
1	2:07.099	2:07.099	85.200
2	4:09.691	2:02.592	88.332
3	6:12.355	2:02.664	88.280
4	8:16.890	2:04.535	86.954
5	10:18.364	2:01.474	89.145
6	12:19.520	2:01.156	89.379
7	14:20.002	2:00.482	89.879

**11**      **21 Coyles WRIGHT**  
 Total Time    **14:20.487** Avg Speed    **88.092** Behind    **54.031**  
 Best Time    **2:00.320** Best Speed    **90.000** On    **7** Gp    **b**

Lap	Elapsed Time	Lap Time	Lap Speed
1	2:09.623	2:09.623	83.541
2	4:14.119	2:04.496	86.981
3	6:16.245	2:02.126	88.669
4	8:18.721	2:02.476	88.416
5	10:19.402	2:00.681	89.731
6	12:20.167	2:00.765	89.668
7	14:20.487	2:00.320	90.000

**12**      **47 David BLACK**  
 Total Time    **14:28.065** Avg Speed    **87.322** Behind    **1:01.609**  
 Best Time    **2:02.169** Best Speed    **88.638** On    **5** Gp    **b**

Lap	Elapsed Time	Lap Time	Lap Speed
1	2:08.839	2:08.839	84.049
2	4:13.278	2:04.439	87.021
3	6:17.527	2:04.249	87.154
4	8:20.972	2:03.445	87.722
5	10:23.141	2:02.169	88.638
6	12:25.656	2:02.515	88.388
7	14:28.065	2:02.409	88.464

### Race Classification

**13**      **51 Mark MORGAN**  
 Total Time    **14:42.026** Avg Speed    **85.940** Behind    **1:15.570**  
 Best Time    **2:04.615** Best Speed    **86.898** On    **4** Gp    **b**

Lap	Elapsed Time	Lap Time	Lap Speed
1	2:10.367	2:10.367	83.064
2	4:15.651	2:05.284	86.434
3	6:20.825	2:05.174	86.510
4	8:25.440	2:04.615	86.898
5	10:30.368	2:04.928	86.680
6	12:36.369	2:06.001	85.942
7	14:42.026	2:05.657	86.177

**14**      **33 David HOWARD**  
 Total Time    **14:49.023** Avg Speed    **85.264** Behind    **1:22.567**  
 Best Time    **2:05.142** Best Speed    **86.532** On    **6** Gp    **c**

Lap	Elapsed Time	Lap Time	Lap Speed
1	2:13.953	2:13.953	80.840
2	4:19.956	2:06.003	85.941
3	6:27.426	2:07.470	84.952
4	8:33.165	2:05.739	86.121
5	10:38.676	2:05.511	86.278
6	12:43.818	2:05.142	86.532
7	14:49.023	2:05.205	86.489

**15**      **69 Ronnie SCOTT**  
 Total Time    **14:49.807** Avg Speed    **85.189** Behind    **1:23.351**  
 Best Time    **2:05.570** Best Speed    **86.237** On    **5** Gp    **b**

Lap	Elapsed Time	Lap Time	Lap Speed
1	2:13.922	2:13.922	80.859
2	4:19.870	2:05.948	85.978
3	6:25.965	2:06.095	85.878
4	8:32.304	2:06.339	85.712
5	10:37.874	2:05.570	86.237
6	12:43.539	2:05.665	86.172
7	14:49.807	2:06.268	85.760

**16**      **7 Dave WALSH**  
 Total Time    **14:50.029** Avg Speed    **85.168** Behind    **1:23.573**  
 Best Time    **2:04.306** Best Speed    **87.114** On    **7** Gp    **c**

Lap	Elapsed Time	Lap Time	Lap Speed
1	2:11.697	2:11.697	82.225
2	4:18.842	2:07.145	85.169
3	6:25.310	2:06.468	85.625
4	8:31.515	2:06.205	85.803
5	10:38.917	2:07.402	84.997
6	12:45.723	2:06.806	85.397
7	14:50.029	2:04.306	87.114

# Coleraine Skip Hire & Recycling Armoy Road Races

## SUPERTWINS

### Race 10 - Ballymoney Council / McClafferty's Bar Supertwins



## DETAILED RESULT

### Race Classification

#### 17 20 Martin LYONS

Total Time **14:51.059** Avg Speed **85.069** Behind **1:24.603**  
 Best Time **2:05.652** Best Speed **86.181** On **6** Gp **b**

Lap	Elapsed Time	Lap Time	Lap Speed
1	2:12.626	2:12.626	81.649
2	4:18.478	2:05.852	86.044
3	6:25.948	2:07.470	84.952
4	8:32.806	2:06.858	85.362
5	10:39.332	2:06.526	85.586
6	12:44.984	2:05.652	86.181
7	14:51.059	2:06.075	85.892

#### 18 91 Des BUTLER

Total Time **15:15.144** Avg Speed **82.830** Behind **1:48.688**  
 Best Time **2:08.165** Best Speed **84.491** On **7** Gp **b**

Lap	Elapsed Time	Lap Time	Lap Speed
1	2:16.899	2:16.899	79.101
2	4:25.801	2:08.902	84.008
3	6:37.056	2:11.255	82.502
4	8:47.021	2:09.965	83.321
5	10:56.883	2:09.862	83.387
6	13:06.979	2:10.096	83.237
7	15:15.144	2:08.165	84.491

#### 19 35 Colin McWHIRTER

Total Time **13:05.205** Avg Speed **82.746** Behind **1 Lap**  
 Best Time **2:08.746** Best Speed **84.110** On **2** Gp **c**

Lap	Elapsed Time	Lap Time	Lap Speed
1	2:15.341	2:15.341	80.011
2	4:24.087	2:08.746	84.110
3	6:35.206	2:11.119	82.588
4	8:45.416	2:10.210	83.164
5	10:56.133	2:10.717	82.842
6	13:05.205	2:09.072	83.897

#### 20 169 Philip MULLAN

Total Time **13:36.504** Avg Speed **79.574** Behind **31.299**  
 Best Time **2:13.468** Best Speed **81.134** On **5** Gp **c**

Lap	Elapsed Time	Lap Time	Lap Speed
1	2:23.959	2:23.959	75.221
2	4:39.287	2:15.328	80.019
3	6:54.224	2:14.937	80.251
4	9:07.901	2:13.677	81.007
5	11:21.369	2:13.468	81.134
6	13:36.504	2:15.135	80.133

### Race Classification

#### 21 202 Brian SMITH

Total Time **13:36.985** Avg Speed **79.528** Behind **31.780**  
 Best Time **2:13.829** Best Speed **80.915** On **5** Gp **c**

Lap	Elapsed Time	Lap Time	Lap Speed
1	2:20.351	2:20.351	77.155
2	4:35.110	2:14.759	80.357
3	6:52.129	2:17.019	79.031
4	9:09.101	2:16.972	79.058
5	11:22.930	2:13.829	80.915
6	13:36.985	2:14.055	80.779

#### 22 24 Bryan ALLAN

Total Time **13:38.500** Avg Speed **79.380** Behind **33.295**  
 Best Time **2:14.015** Best Speed **80.803** On **6** Gp **c**

Lap	Elapsed Time	Lap Time	Lap Speed
1	2:22.134	2:22.134	76.187
2	4:36.676	2:14.542	80.486
3	6:52.805	2:16.129	79.548
4	9:09.653	2:16.848	79.130
5	11:24.485	2:14.832	80.313
6	13:38.500	2:14.015	80.803

#### 23 61 Roy McLARNON

Total Time **14:06.098** Avg Speed **76.791** Behind **1:00.893**  
 Best Time **2:17.443** Best Speed **78.788** On **5** Gp **c**

Lap	Elapsed Time	Lap Time	Lap Speed
1	2:26.940	2:26.940	73.695
2	4:48.756	2:21.816	76.358
3	7:10.783	2:22.027	76.245
4	9:29.416	2:18.633	78.111
5	11:46.859	2:17.443	78.788
6	14:06.098	2:19.239	77.771

### Not Classified

#### DNF 151 Phillip DRENNAN

Total Time **4:19.655** Avg Speed **83.409** Behind **5 Laps**  
 Best Time **2:06.290** Best Speed **85.746** On **2** Gp **c**

Lap	Elapsed Time	Lap Time	Lap Speed
1	2:13.365	2:13.365	81.197
2	4:19.655	2:06.290	85.746



MCUI Ulster  
Centre Timing  
powered by  
e-Laps timing software

www.elaps-timing.com



# Coleraine Skip Hire & Recycling Armoy Road Races



## SUPERTWINS

### Race 10 - Ballymoney Council / McClafferty's Bar Supertwins

## LAP CHART

1					2					3				
No	Name	G	Elapsed Time	Lap Time	No	Name	G	Elapsed Time	Lap Time	No	Name	G	Elapsed Time	Lap Time
77	Ryan FARQUHAR	a	1:59.373	1:59.373	77	Ryan FARQUHAR	a	3:53.827	1:54.454	77	Ryan FARQUHAR	a	5:48.344	1:54.517
16	John BURROWS	a	2:00.445	2:00.445	16	John BURROWS	a	3:55.791	1:55.346	16	John BURROWS	a	5:51.461	1:55.670
13	Adrian ARCHIBALD	a	2:00.917	2:00.917	13	Adrian ARCHIBALD	a	3:56.204	1:55.287	13	Adrian ARCHIBALD	a	5:51.751	1:55.547
28	Wayne HAMILTON	a	2:02.869	2:02.869	28	Wayne HAMILTON	a	3:58.197	1:55.328	28	Wayne HAMILTON	a	5:54.113	1:55.916
150	William DAVISON	a	2:03.801	2:03.801	150	William DAVISON	a	4:00.712	1:56.911	150	William DAVISON	a	5:58.769	1:58.057
73	Derek COSTELLO	a	2:05.968	2:05.968	113	Ronan PENTONY	a	4:05.731	1:59.685	73	Derek COSTELLO	a	6:06.254	2:00.325
113	Ronan PENTONY	a	2:06.046	2:06.046	73	Derek COSTELLO	a	4:05.929	1:59.961	113	Ronan PENTONY	a	6:06.664	2:00.933
27	James McCANN	b	2:07.099	2:07.099	103	Reuben McPHEE	a	4:09.233	2:01.544	103	Reuben McPHEE	a	6:11.531	2:02.298
103	Reuben McPHEE	a	2:07.689	2:07.689	27	James McCANN	b	4:09.691	2:02.592	62	Johnny QUINN	a	6:12.057	2:00.465
47	David BLACK	b	2:08.839	2:08.839	62	Johnny QUINN	a	4:11.592	2:01.990	27	James McCANN	b	6:12.355	2:02.664
62	Johnny QUINN	a	2:09.602	2:09.602	47	David BLACK	b	4:13.278	2:04.439	21	Coyles WRIGHT	b	6:16.245	2:02.126
21	Coyles WRIGHT	b	2:09.623	2:09.623	21	Coyles WRIGHT	b	4:14.119	2:04.496	47	David BLACK	b	6:17.527	2:04.249
51	Mark MORGAN	b	2:10.367	2:10.367	51	Mark MORGAN	b	4:15.651	2:05.284	51	Mark MORGAN	b	6:20.825	2:05.174
7	Dave WALSH	c	2:11.697	2:11.697	20	Martin LYONS	b	4:18.478	2:05.852	7	Dave WALSH	c	6:25.310	2:06.468
20	Martin LYONS	b	2:12.626	2:12.626	7	Dave WALSH	c	4:18.842	2:07.145	20	Martin LYONS	b	6:25.948	2:07.470
151	Phillip DRENNAN	c	2:13.365	2:13.365	151	Phillip DRENNAN	c	4:19.655	2:06.290	69	Ronnie SCOTT	b	6:25.965	2:06.095
69	Ronnie SCOTT	b	2:13.922	2:13.922	69	Ronnie SCOTT	b	4:19.870	2:05.948	33	David HOWARD	c	6:27.426	2:07.470
33	David HOWARD	c	2:13.953	2:13.953	33	David HOWARD	c	4:19.956	2:06.003	35	Colin McWHIRTER	c	6:35.206	2:11.119
35	Colin McWHIRTER	c	2:15.341	2:15.341	35	Colin McWHIRTER	c	4:24.087	2:08.746	91	Des BUTLER	b	6:37.056	2:11.255
91	Des BUTLER	b	2:16.899	2:16.899	91	Des BUTLER	b	4:25.801	2:08.902	202	Brian SMITH	c	6:52.129	2:17.019
202	Brian SMITH	c	2:20.351	2:20.351	202	Brian SMITH	c	4:35.110	2:14.759	24	Bryan ALLAN	c	6:52.805	2:16.129
24	Bryan ALLAN	c	2:22.134	2:22.134	24	Bryan ALLAN	c	4:36.676	2:14.542	169	Philip MULLAN	c	6:54.224	2:14.937
169	Philip MULLAN	c	2:23.959	2:23.959	169	Philip MULLAN	c	4:39.287	2:15.328	61	Roy McLARNON	c	7:10.783	2:22.027
61	Roy McLARNON	c	2:26.940	2:26.940	61	Roy McLARNON	c	4:48.756	2:21.816					

# Coleraine Skip Hire & Recycling Armoy Road Races

## SUPERTWINS

### Race 10 - Ballymoney Council / McClafferty's Bar Supertwins

## LAP CHART



**4**

No	Name	G	Elapsed Time	Lap Time
77	Ryan FARQUHAR	a	7:42.740	1:54.396
16	John BURROWS	a	7:46.588	1:55.127
13	Adrian ARCHIBALD	a	7:46.934	1:55.183
28	Wayne HAMILTON	a	7:49.104	1:54.991
150	William DAVISON	a	7:57.848	1:59.079
73	Derek COSTELLO	a	8:05.768	1:59.514
113	Ronan PENTONY	a	8:08.087	2:01.423
103	Reuben McPHEE	a	8:13.543	2:02.012
62	Johnny QUINN	a	8:13.857	2:01.800
27	James McCANN	b	8:16.890	2:04.535
21	Coyles WRIGHT	b	8:18.721	2:02.476
47	David BLACK	b	8:20.972	2:03.445
51	Mark MORGAN	b	8:25.440	2:04.615
7	Dave WALSH	c	8:31.515	2:06.205
69	Ronnie SCOTT	b	8:32.304	2:06.339
20	Martin LYONS	b	8:32.806	2:06.858
33	David HOWARD	c	8:33.165	2:05.739
35	Colin McWHIRTER	c	8:45.416	2:10.210
91	Des BUTLER	b	8:47.021	2:09.965
169	Philip MULLAN	c	9:07.901	2:13.677
202	Brian SMITH	c	9:09.101	2:16.972
24	Bryan ALLAN	c	9:09.653	2:16.848
61	Roy McLARNON	c	9:29.416	2:18.633

**5**

No	Name	G	Elapsed Time	Lap Time
77	Ryan FARQUHAR	a	9:37.613	1:54.873
16	John BURROWS	a	9:42.379	1:55.791
13	Adrian ARCHIBALD	a	9:44.565	1:57.631
28	Wayne HAMILTON	a	9:45.114	1:56.010
150	William DAVISON	a	9:57.185	1:59.337
73	Derek COSTELLO	a	10:05.070	1:59.302
113	Ronan PENTONY	a	10:09.195	2:01.108
103	Reuben McPHEE	a	10:14.843	2:01.300
62	Johnny QUINN	a	10:15.138	2:01.281
27	James McCANN	b	10:18.364	2:01.474
21	Coyles WRIGHT	b	10:19.402	2:00.681
47	David BLACK	b	10:23.141	2:02.169
51	Mark MORGAN	b	10:30.368	2:04.928
69	Ronnie SCOTT	b	10:37.874	2:05.570
33	David HOWARD	c	10:38.676	2:05.511
7	Dave WALSH	c	10:38.917	2:07.402
20	Martin LYONS	b	10:39.332	2:06.526
35	Colin McWHIRTER	c	10:56.133	2:10.717
91	Des BUTLER	b	10:56.883	2:09.862
169	Philip MULLAN	c	11:21.369	2:13.468
202	Brian SMITH	c	11:22.930	2:13.829
24	Bryan ALLAN	c	11:24.485	2:14.832
61	Roy McLARNON	c	11:46.859	2:17.443

**6**

No	Name	G	Elapsed Time	Lap Time
77	Ryan FARQUHAR	a	11:31.743	1:54.130
16	John BURROWS	a	11:39.283	1:56.904
28	Wayne HAMILTON	a	11:43.085	1:57.971
13	Adrian ARCHIBALD	a	11:43.297	1:58.732
150	William DAVISON	a	11:56.273	1:59.088
73	Derek COSTELLO	a	12:03.674	1:58.604
113	Ronan PENTONY	a	12:09.871	2:00.676
103	Reuben McPHEE	a	12:16.323	2:01.480
62	Johnny QUINN	a	12:17.837	2:02.699
27	James McCANN	b	12:19.520	2:01.156
21	Coyles WRIGHT	b	12:20.167	2:00.765
47	David BLACK	b	12:25.656	2:02.515
51	Mark MORGAN	b	12:36.369	2:06.001
69	Ronnie SCOTT	b	12:43.539	2:05.665
33	David HOWARD	c	12:43.818	2:05.142
20	Martin LYONS	b	12:44.984	2:05.652
7	Dave WALSH	c	12:45.723	2:06.806
35	Colin McWHIRTER	c	13:05.205	2:09.072
91	Des BUTLER	b	13:06.979	2:10.096
169	Philip MULLAN	c	13:36.504	2:15.135
202	Brian SMITH	c	13:36.985	2:14.055
24	Bryan ALLAN	c	13:38.500	2:14.015
61	Roy McLARNON	c	14:06.098	2:19.239

**7**

No	Name	G	Elapsed Time	Lap Time
77	Ryan FARQUHAR	a	13:26.456	1:54.713
16	John BURROWS	a	13:36.540	1:57.257
28	Wayne HAMILTON	a	13:38.692	1:55.607
13	Adrian ARCHIBALD	a	13:40.082	1:56.785
150	William DAVISON	a	13:54.912	1:58.639
73	Derek COSTELLO	a	14:04.669	2:00.995
113	Ronan PENTONY	a	14:12.057	2:02.186
103	Reuben McPHEE	a	14:17.286	2:00.963
62	Johnny QUINN	a	14:17.517	1:59.680
27	James McCANN	b	14:20.002	2:00.482
21	Coyles WRIGHT	b	14:20.487	2:00.320
47	David BLACK	b	14:28.065	2:02.409
51	Mark MORGAN	b	14:42.026	2:05.657
33	David HOWARD	c	14:49.023	2:05.205
69	Ronnie SCOTT	b	14:49.807	2:06.268
7	Dave WALSH	c	14:50.029	2:04.306
20	Martin LYONS	b	14:51.059	2:06.075
91	Des BUTLER	b	15:15.144	2:08.165

COLERAINE SKIP HIRE ARMOY ROAD RACE

Sorted on Laps

SUPERTWINS

Armoys 3.008 Miles

R10: Molly's Restaurant/GC Services Supertwins

30/07/2011 16:15

Race (7 Laps) started at 16:21:21

Pos	Class	No.	Name	Machine	Sponsor	SpdTr	Best
1	STwins	77	Ryan FARQUHAR	Kawasaki 650	KMR Kawasaki	<b>140.693</b>	
2	STwins	16	John BURROWS	Kawasaki 650	KBM Racing	138.532	
3	STwins	28	Wayne HAMILTON	Kawasaki 650	Emerald Road Racing	138.061	
4	STwins	13	Adrian ARCHIBALD	Kawasaki 650	KMR / BA Components	136.322	
5	STwins	150	William DAVISON	Kawasaki 650	Maine Road Racing Club	135.980	
6	STwins	73	Derek COSTELLO	Kawasaki 650		137.944	
7	STwins	113	Ronan PENTONY	Suzuki 650		136.322	
8	STwins	103	Reuben McPHEE	Suzuki 650	North West Gas	130.514	
9	STwins	62	Johnny QUINN	Suzuki 650		131.466	
10	STwins	27	James McCANN	Kawasaki 650	P.K. Racing	130.096	
11	STwins	21	Coyles WRIGHT	Kawasaki 650	CW Racing	127.241	
12	STwins	47	David BLACK	Suzuki 650		125.568	
13	STwins	51	Mark MORGAN	Kawasaki 650	Sam McKeown	128.449	
14	STwins	33	David HOWARD	Suzuki 650	MC	129.371	
15	STwins	69	Ronnie SCOTT	Suzuki 650		123.000	
16	STwins	7	Dave WALSH	Suzuki 650	DRW Racing	128.959	
17	STwins	20	Martin LYONS	Suzuki 650	Lyons Racing	119.032	
18	STwins	91	Des BUTLER	Suzuki 650		125.958	
19	STwins	35	Colin McWHIRTER	Suzuki 650	Hot Stuff	117.143	
20	STwins	169	Philip MULLAN	Suzuki 650	PM & Sons	112.907	
21	STwins	202	Brian SMITH	Kawasaki 650		115.394	
22	STwins	24	Bryan ALLAN	Kawasaki 650	Cairngorm Hotel, Aviemore	119.558	
23	STwins	61	Roy McLARNON	Suzuki 650	RMLR Racing	118.511	

Not classified ()

DNF STwins 151 Phillip DRENNAN Suzuki 650 131.147

Margin of Victory

Avg. Speed

Best Lap Tm

Best Speed

Best Lap by

Promoted by Armoys Motorcycle Road Racing Club

Orbits

Provisional result to be confirmed by the Stewards of the Meeting subject to the completion of technical inspections and the time limit for protests.

MCUI (Ulster Centre) Timing www.elaps-timing.com



www.amb-it.com

www.mylaps.com

Licensed to: MCUI

**IRISH ROAD RACE SUPERTWINS (subject to confirmation)**

2011

Pos	No.	Name	Total	Diff	Gap	#1	#2	#3	#4	#5	#6	#7	#8
						R1	R1	R1	R1	R1	R1	R1	R1
1	16	John BURROWS	162	0	0	16	16	20	25	20	20	25	20
2	96	Andy FARRELL	110	52	52	20	13	x	16	25	16	20	x
3	77	Ryan FARQUHAR	100	62	10	25	25	25	x	x	x	x	25
4	73	Derek COSTELLO	76	86	24	x	6	9	13	13	9	16	10
5	113	Ronan PENTONY	69	93	7	7	7	11	11	16	8	x	9
6	13	Adrian ARCHIBALD	59	103	10	13	20	13	x	x	x	x	13
7	28	Wayne HAMILTON	49	113	10	10	10	x	x	x	13	x	16
8	150	William DAVISON	49	113	0	11	11	16	x	x	x	x	11
9	103	Reuben McPHEE	48	114	1	2	4	7	10	x	6	11	8
10	65	Michael SWEENEY	45	117	3	x	x	x	20	x	25	x	x
11	27	James McCANN	40	122	5	5	9	10	x	x	10	x	6
12	62	Johnny QUINN	35	127	5	x	x	8	9	x	11	x	7
13	33	David HOWARD	34	128	1	1	x	x	5	10	7	9	2
14	51	Mark MORGAN	25	137	9	x	x	3	6	5	x	8	3
15	93	Ciaran O'CALLAGHAN	24	138	1	x	x	x	x	11	x	13	x
16	21	Alan CONNOR	20	142	4	x	x	x	8	7	5	x	x
17	47	David BLACK	20	142	0	x	x	x	1	4	1	10	4
18	50	Peter O'FLAHERTY	17	145	3	6	x	x	x	8	3	x	x
19	135	Trevor FERGUSON	17	145	0	9	8	x	x	x	x	x	x
20	91	Des BUTLER	15	147	2	x	x	x	x	9	x	6	x
21	21	Coyles WRIGHT	13	149	2	8	x	x	x	x	x	x	5
22	69	Ronnie SCOTT	13	149	0	x	2	6	4	x	x	x	1
23	5	Paul LENNON	8	154	5	3	x	5	x	x	x	x	x
24	42	Brian LOUGHLIN	7	155	1	x	x	x	x	x	x	7	x
25	84	Maria COSTELLO	7	155	0	x	x	x	7	x	x	x	x
26	35	Colin MCWHIRTER	7	155	0	x	x	4	3	x	x	x	x
27	7	Adrian McFARLAND	6	156	1	x	x	x	x	6	x	x	x
28	55	Andy SCULLY	5	157	1	x	x	x	x	x	x	5	x
29	125	Nigel HOWARD	5	157	0	x	3	x	x	x	2	x	x
30	10	Tom LLEWELLYN	5	157	0	x	5	x	x	x	x	x	x
31	191	Jack WILLIAMSON	4	158	1	x	x	x	x	x	4	x	x
32	46	Shaun ANDERSON	4	158	0	4	x	x	x	x	x	x	x
33	6	Bayln McCaughey	3	159	1	x	x	x	x	3	x	x	x
34	88	Brendan FLYNN	2	160	1	x	x	x	x	2	x	x	x
35	48	Gareth COSTELLO	2	160	0	x	x	x	2	x	x	x	x
36	81	Julian KIRK	2	160	0	x	x	2	x	x	x	x	x
37	51	Liam CROTTY	1	161	1	x	x	1	x	x	x	x	x
38	31	Paul MAGUIRE	1	161	0	x	1	x	x	x	x	x	x

**Event Legend**

#1	29/04/2011	ROYAL HOTEL & BRAESIDE COOKSTOWN 100	#5	09/07/2011	DEVIL EXHAUST RACE OF THE SOUTH
#2	06/05/2011	AROUND A POUND TANDRAGEE 100	#6	16/07/2011	ADELAIDE INSURANCE KELLS ROAD RACE
#3	24/06/2011	H2 ENGINEERING BUSH ROAD RACE	#7	23/07/2011	ATHEA ROAD RACE
#4	01/07/2011	AON Bikecare SKERRIES ROAD RACE	#8	29/07/2011	COLERAINE SKIP HIRE ARMOY ROAD RACE

**ULSTER ROAD RACE SUPERTWINS**

2011

Pos	No.	Name	Total	Diff	Gap	#1 #2 #3 #4			
						R1	R1	R1	R1
1	77	Ryan FARQUHAR	100	0	0	25	25	25	25
2	16	John BURROWS	72	28	28	16	16	20	20
3	13	Adrian ARCHIBALD	59	41	13	13	20	13	13
4	150	William DAVISON	49	51	10	11	11	16	11
5	28	Wayne HAMILTON	36	64	13	10	10	x	16
6	113	Ronan PENTONY	34	66	2	7	7	11	9
7	96	Andy FARRELL	33	67	1	20	13	x	x
8	27	James McCANN	30	70	3	5	9	10	6
9	73	Derek COSTELLO	25	75	5	x	6	9	10
10	103	Reuben McPHEE	21	79	4	2	4	7	8
11	135	Trevor FERGUSON	17	83	4	9	8	x	x
12	62	Johnny QUINN	15	85	2	x	x	8	7
13	21	Coyles WRIGHT	13	87	2	8	x	x	5
14	69	Ronnie SCOTT	9	91	4	x	2	6	1
15	5	Paul LENNON	8	92	1	3	x	5	x
16	50	Peter O'FLAHERTY	6	94	2	6	x	x	x
17	151	Mark MORGAN	6	94	0	x	x	3	3
18	10	Tom LLEWELLYN	5	95	1	x	5	x	x
19	47	David BLACK	4	96	1	x	x	x	4
20	35	Colin McWHIRTER	4	96	0	x	x	4	x
21	46	Shaun ANDERSON	4	96	0	4	x	x	x
22	33	David HOWARD	3	97	1	1	x	x	2
23	125	Nigel HOWARD	3	97	0	x	3	x	x
24	81	Julian KIRK	2	98	1	x	x	2	x
25	51	Liam CROTTY	1	99	1	x	x	1	x
26	31	Paul MAGUIRE	1	99	0	x	1	x	x

**Event Legend**

#1	29/04/2011	ROYAL HOTEL & BRAESIDE COOKSTOWN 100	#3	24/06/2011	H2 ENGINEERING BUSH ROAD RACE
#2	06/05/2011	AROUND A POUND TANDRAGEE 100	#4	29/07/2011	COLERAINE SKIP HIRE ARMOY ROAD RACE