

# COLERAINE SKIP HIRE & RECYCLING ARMOY ROAD RACE

*The Race of Legends*

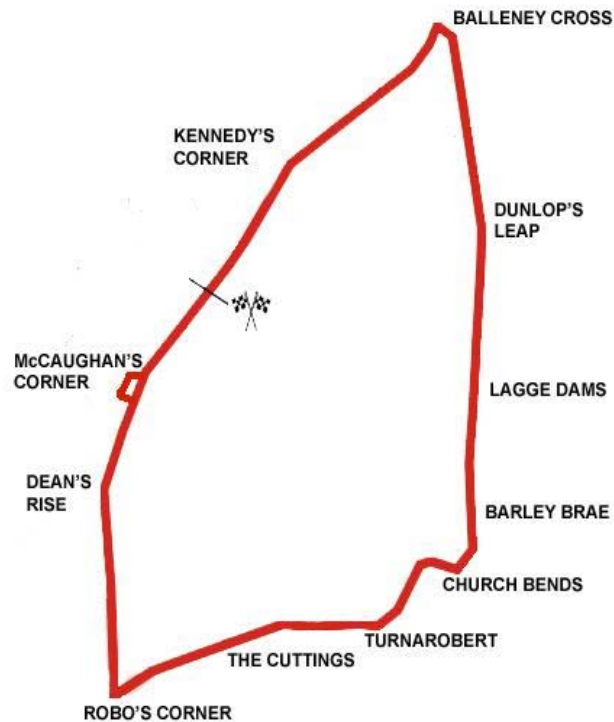
Friday 29<sup>th</sup> & Saturday 30<sup>th</sup> July 2011

promoted by  
Armoy Motorcycle Road Racing Club  
[www.amrrc.com](http://www.amrrc.com)

**SGS International SUPERBIKE**



# Armoy Circuit 3.008 miles



## Lap Records

Class	Rider	Machine	m s	mph	Year
125cc	William Dunlop	Honda	2 02.397	88.473	2010
Moto 450	Ryan Farquhar	Kawasaki	2 02.940	88.082	2010
250cc	Davy Morgan	Honda	1 55.230	93.976	2010
Supersport 400	Vic Allan	Kawasaki	2 06.245	85.776	2010
Supertwins	Ryan Farquhar	Kawasaki 650	1 55.912	93.423	2010
Supersport	Keith Amor	Honda	1 46.855	101.341	2010
Superbike	Ryan Farquhar	Kawasaki	1 44.748	103.380	2010
Senior Support	Alan Bonner	Yamaha 600	1 53.302	95.575	2010
Junior Support	Dean Harrison	Kawasaki 650	2 00.858	89.599	2010
Classic 1000cc	Robert McCrum	Norton Weslake 950	2 08.268	84.423	2010
Classic 500cc	Billy Lyle	Honda	2 15.823	79.727	2010
Classic 350cc	Thomas Hogg	Honda	2 20.298	77.184	2010
Classic 250cc	Philip Shaw	Suzuki	2 24.586	74.895	2010

## MOST WINS at ARMOY ROAD RACE

Ryan Farquhar	7	2009-10
Michael Dunlop	2	2009
William Dunlop	2	2010
Dean Harrison	2	2010

## ALL TIME IRISH ROAD RACE WINNERS (after Athea 2011)

Most Wins at All Irish Road Race Meetings				Most Wins at Irish National Road Race Meetings			
1.	Ryan Farquhar	167	1995-11	1.	Ryan Farquhar	157	1995-11
2.	Joey Dunlop	156	1971-00	2.	Joey Dunlop	119	1971-00
3.	Robert Dunlop	135	1980-08	3.	Robert Dunlop	111	1980-08
4.	Ray McCullough	109	1960-82	4.	Ray McCullough	99	1960-82
	Phillip McCallen	109	1987-99	5.	Phillip McCallen	84	1987-99

# Coleraine Skip Hire & Recycling Armoy Road Races

## SUPERBIKE


### Qualifying for Superbike Championship Race



Pos	Class	No	Name	Machine / Sponsor	----- Best Lap -----			On	Laps
					Time	Behind	Speed		
<b>Qualifying Classification</b>									
1	SBKR	3	Michael DUNLOP	Kawasaki - Street Sweep	1:44.614		103.512	7	8
2	SBKR	36	Michael PEARSON	BMW - D & G W Racing	1:46.856	2.242	101.340	7	8
3	SBKR	77	Ryan FARQUHAR	Kawasaki - KMR Kawasaki	1:47.232	2.618	100.985	9	9
4	SBKR	13	Adrian ARCHIBALD	Kawasaki - AMA Racing	1:47.846	3.232	100.410	6	8
5	SBKR	2	Guy MARTIN	Suzuki - Relentless Suzuki by TAS	1:47.862	3.248	100.395	8	8
6	SBKR	16	John BURROWS	Suzuki - Cookstown BE Racing	1:48.345	3.731	99.947	8	8
7	SBKR	33	Steve MERCER	BMW - W A Corless / Jackson Racing	1:48.640	4.026	99.676	6	8
8	SBKR	71	Davy MORGAN	Suzuki - Strangford Holiday Park	1:49.201	4.587	99.164	8	8
9	SBKR	6	William DUNLOP	Honda - Wilson Craig Racing	1:50.188	5.574	98.276	5	5
10	SBKR	82	Derek SHEILS	Honda - Amigos	1:51.032	6.418	97.529	2	2
11	SBKR	101	Brian McCORMACK	Honda - TAG Racing	1:52.106	7.492	96.594	6	8
12	SBKR	150	William DAVISON	Honda 600 - Hill Contracts	1:52.522	7.908	96.237	6	8
13	SBKR	14	Ben WYLIE	Yamaha - Per Cup Coffee Company	1:53.112	8.498	95.735	8	8
14	SBKR	114	Paul SHOESMITH	BMW - Ice Valley BMW Motarrad	1:53.394	8.780	95.497	4	8
15	SBKR	31	Shaun ANDERSON	Suzuki - ARD	1:53.810	9.196	95.148	8	8
16	SBKR	20	David LUMSDEN	Yamaha 600	1:56.084	11.470	93.284	6	8
17	SBKR	26	Dennis BOOTH	Suzuki	1:56.362	11.748	93.061	7	8
18	SBKR	24	Craig SHIRLAW	Kawasaki 600 - Shirlaws Motorcycles	1:56.563	11.949	92.901	8	8
19	SBKR	73	Derek COSTELLO	Yamaha 600	1:58.176	13.562	91.633	6	8
20	SBKR	128	Paul GARTLAND	Suzuki	1:58.343	13.729	91.504	7	8
21	SBKR	54	Corran SMYTH	Suzuki - Crazy Cat Customs	2:00.583	15.969	89.804	5	7
22	SBKR	93	Paul CRANSTON	Honda - P & J Fuel Haulage	2:00.617	16.003	89.778	2	2
23	SBKR	80	Phill ARCHER	Triumph 675	2:01.951	17.337	88.796	7	7
24	SBKR	12	Alan JACKSON	Moriwaki MD 600 - W A Corless / Jackson Racing	2:03.402	18.788	87.752	3	7
25	SBKR	157	Ian MORRELL	Honda 250	2:04.104	19.490	87.256	2	2
26	SBKR	199	Ryan MYLER	Yamaha 600 - Close Print Finance	2:06.526	21.912	85.586	7	7
27	SBKR	65	Michael SWEENEY	Honda - M.S.R.	2:12.424	27.810	81.774	2	3

Provisional result to be confirmed by the Stewards of the Meeting subject to completion of technical inspections & the time limit for protests

Page 1 / 1

Circuit	<b>Armoy</b>	Signed		Organising Club	<b>Armoy MRRC</b>
Length(miles)	<b>3.0080</b>		Chief Timekeeper	Qualifying Started	<b>18:54</b>
Weather	<b>Sunny, 16°C, 70%RH</b>	Issued At:	19:11		
Track	<b>Dry</b>				

**COLERAINE SKIP HIRE ARMOY ROAD RACE**
**Sorted on Best Lap time**

SUPERBIKE

Armoiy 3.008 Miles

Qualifying for Superbike Championship Race

29/07/2011 17:40

Practice started at 18:53:59

Pos	Class	No.	Name	Machine	Sponsor	SpdTr Best
1	SBKR	3	Michael DUNLOP	Kawasaki	Street Sweep	<b>161.874</b>
2	SBKR	36	Michael PEARSON	BMW	D & G W Racing	159.333
3	SBKR	77	Ryan FARQUHAR	Kawasaki	KMR Kawasaki	150.333
4	SBKR	13	Adrian ARCHIBALD	Kawasaki	AMA Racing	147.332
5	SBKR	2	Guy MARTIN	Suzuki	Relentless Suzuki by TAS	151.880
6	SBKR	16	John BURROWS	Suzuki	Cookstown BE Racing	152.308
7	SBKR	33	Steve MERCER	BMW	W A Corless / Jackson Racing	153.605
8	SBKR	71	Davy MORGAN	Suzuki	Strangford Holiday Park	152.022
9	SBKR	6	William DUNLOP	Honda	Wilson Craig Racing	155.072
10	SBKR	82	Derek SHEILS	Honda	Amigos	150.892
11	SBKR	101	Brian McCORMACK	Honda	TAG Racing	140.693
12	SBKR	150	William DAVISON	Honda 600	Hill Contracts	144.706
13	SBKR	14	Ben WYLIE	Yamaha	Per Cup Coffee Company	148.818
14	SBKR	114	Paul SHOESMITH	BMW	Ice Valley BMW Motarrad	137.827
15	SBKR	31	Shaun ANDERSON	Suzuki	ARD	143.554
16	SBKR	20	David LUMSDEN	Yamaha 600		142.296
17	SBKR	26	Dennis BOOTH	Suzuki		138.061
18	SBKR	24	Craig SHIRLAW	Kawasaki 600	Shirlaws Motorcycles	132.973
19	SBKR	73	Derek COSTELLO	Yamaha 600		139.845
20	SBKR	128	Paul GARTLAND	Suzuki		142.047
21	SBKR	54	Corran SMYTH	Suzuki	Crazy Cat Customs	131.147
22	SBKR	93	Paul CRANSTON	Honda	P & J Fuel Haulage	118.252
23	SBKR	80	Phill ARCHER	Triumph 675		128.653
24	SBKR	12	Alan JACKSON	Moriwaki MD 600	W A Corless / Jackson Racing	126.943
25	SBKR	157	Ian MORRELL	Honda 250		124.605
26	SBKR	199	Ryan MYLER	Yamaha 600	Close Print Finance	126.056
27	SBKR	65	Michael SWEENEY	Honda	M.S.R.	129.165

COLERAINE SKIP HIRE ARMOY ROAD RACE

SUPERBIKE

Armoys 3.008 Miles

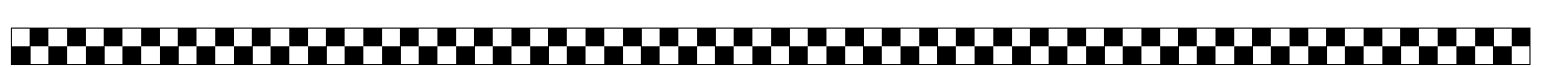
R5: SGS International Superbike Championship

30/07/2011 13:20

Race (8 Laps)

# Race 5 - SUPERBIKE C/SHIP

			65		12
			A		
199		157		12	11
C		B		A	
	80		93		C 10
	B		A		
54		128		73	9
C		B		A	
<hr/>					
			24		8
			A		
26		20		31	7
C	B	B		A	
	114		14		B 6
	B		A		
150		101		82	5
C		B		A	
<hr/>					
			6		4
			A		
71		33		16	3
C	B	B		A	
	2		13		A 2
	B		A		
77		36		3	1
C		B		A	
			POLE POSITION		



# Coleraine Skip Hire & Recycling Armoy Road Races



## SUPERBIKE

### Race 5 - SGS International Superbike Championship

Pos	Class	No	Name	Machine / Sponsor	Gp	Laps	Total Time	Behind	Speed	-----Best Lap-----		
										Time	Speed	On

#### Race Classification


1	SBKR	3	Michael DUNLOP	Kawasaki - Street Sweep	a	7	12:16.419		102.933	1:42.919	105.217	6
2	SBKR	77	Ryan FARQUHAR	Kawasaki - KMR Kawasaki	a	7	12:21.169	4.750	102.273	1:44.690	103.437	2
3	SBKR	36	Michael PEARSON	BMW - D & G W Racing	a	7	12:25.812	9.393	101.636	1:44.657	103.469	2
4	SBKR	2	Guy MARTIN	Suzuki - Relentless Suzuki by TAS	a	7	12:27.910	11.491	101.351	1:44.504	103.621	4
5	SBKR	6	William DUNLOP	Honda - Wilson Craig Racing	a	7	12:32.331	15.912	100.756	1:45.522	102.621	6
6	SBKR	82	Derek SHEILS	Honda - Amigos	b	7	12:32.718	16.299	100.704	1:46.365	101.808	5
7	SBKR	101	Brian McCORMACK	Kawasaki - CD Racing	b	7	12:34.582	18.163	100.455	1:46.577	101.605	4
8	SBKR	13	Adrian ARCHIBALD	Kawasaki - AMA Racing	a	7	12:35.353	18.934	100.353	1:46.747	101.444	5
9	SBKR	16	John BURROWS	Suzuki - Cookstown BE Racing	a	7	12:35.745	19.326	100.300	1:46.628	101.557	3
10	SBKR	33	Steve MERCER	BMW - W A Corless / Jackson Racing	a	7	12:35.807	19.388	100.292	1:46.394	101.780	4
11	SBKR	71	Davy MORGAN	Suzuki - Strangford Holiday Park	a	7	12:42.197	25.778	99.451	1:46.843	101.352	4
12	SBKR	14	Ben WYLIE	Yamaha 600 - Per Cup Coffee Company	b	7	12:59.348	42.929	97.263	1:50.009	98.436	2
13	SBKR	150	William DAVISON	Honda 600 - Hill Contracts	b	7	13:04.202	47.783	96.661	1:50.604	97.906	5
14	SBKR	114	Paul SHOESMITH	BMW - Ice Valley BMW Motarrad	b	7	13:13.467	57.048	95.532	1:51.429	97.181	7
15	SBKR	31	Shaun ANDERSON	Suzuki - ARD	b	7	13:13.844	57.425	95.487	1:51.262	97.327	5
16	SBKR	65	Michael SWEENEY	Honda - M.S.R.	c	7	13:26.327	1:09.908	94.009	1:53.409	95.484	7
17	SBKR	93	Paul CRANSTON	Honda 600 - P & J Fuel Haulage	c	7	13:28.934	1:12.515	93.706	1:53.706	95.235	7
18	SBKR	26	Dennis BOOTH	Suzuki	b	7	13:33.110	1:16.691	93.224	1:54.258	94.775	4
19	SBKR	24	Craig SHIRLAW	Kawasaki 600 - Shirlaws Motorcycles	b	7	13:33.660	1:17.241	93.161	1:54.783	94.341	7
20	SBKR	20	David LUMSDEN	Yamaha 600	b	7	13:49.120	1:32.701	91.424	1:56.075	93.291	2
21	SBKR	73	Derek COSTELLO	Yamaha 600	c	6	11:47.859	1 Lap	91.788	1:56.319	93.096	2
22	SBKR	54	Corran SMYTH	Suzuki - Crazy Cat Customs	c	6	12:00.612	12.753	90.163	1:58.298	91.538	2
23	SBKR	80	Phill ARCHER	Yamaha 600	c	6	12:13.244	25.385	88.610	1:59.832	90.367	5
24	SBKR	199	Ryan MYLER	Yamaha 600 - Close Print Finance	c	6	12:39.354	51.495	85.563	2:04.192	87.194	6

#### Fastest Lap / New Lap Record 105.217 mph (Previously 103.380 mph)

SBKR	3	Michael DUNLOP	Kawasaki - Street Sweep	a						1:42.919	105.217	6
------	---	----------------	-------------------------	---	--	--	--	--	--	----------	---------	---

Provisional result to be confirmed by the Stewards of the Meeting subject to completion of technical inspections & the time limit for protests

Page 1 / 1

Circuit	<b>Armoy</b>	Signed		Organising Club	<b>Armoy MRRC</b>
Length(miles)	<b>3.0080</b>		Chief Timekeeper	Race Started	<b>13:29</b>
Weather	<b>Cloudy, 19 °C, 72%RH</b>	Issued At:	13:45	Gp Time Diff - b 17.83 / c 36.8	
Track	<b>Dry</b>				



MCUI Ulster  
Centre Timing  
powered by  
e-Laps timing software

www.elaps-timing.com



# Coleraine Skip Hire & Recycling Armoy Road Races

## SUPERBIKE

### Race 5 - SGS International Superbike Championship



## DETAILED RESULT

### Race Classification

#### **1** 3 Michael DUNLOP

Total Time **12:16.419** Avg Speed **102.933** Behind  
Best Time **1:42.919** Best Speed **105.217** On **6** Gp **a**

Lap	Elapsed Time	Lap Time	Lap Speed
1	1:50.018	1:50.018	98.428
2	3:34.806	1:44.788	103.340
3	5:19.964	1:45.158	102.976
4	7:05.172	1:45.208	102.928
5	8:49.467	1:44.295	103.829
6	10:32.386	1:42.919	105.217
7	12:16.419	1:44.033	104.090

#### **2** 77 Ryan FARQUHAR

Total Time **12:21.169** Avg Speed **102.273** Behind **4.750**  
Best Time **1:44.690** Best Speed **103.437** On **2** Gp **a**

Lap	Elapsed Time	Lap Time	Lap Speed
1	1:49.714	1:49.714	98.700
2	3:34.404	1:44.690	103.437
3	5:19.708	1:45.304	102.834
4	7:05.011	1:45.303	102.835
5	8:50.555	1:45.544	102.600
6	10:35.865	1:45.310	102.828
7	12:21.169	1:45.304	102.834

#### **3** 36 Michael PEARSON

Total Time **12:25.812** Avg Speed **101.636** Behind **9.393**  
Best Time **1:44.657** Best Speed **103.469** On **2** Gp **a**

Lap	Elapsed Time	Lap Time	Lap Speed
1	1:49.688	1:49.688	98.724
2	3:34.345	1:44.657	103.469
3	5:19.854	1:45.509	102.634
4	7:04.966	1:45.112	103.022
5	8:50.765	1:45.799	102.353
6	10:35.808	1:45.043	103.089
7	12:25.812	1:50.004	98.440

#### **4** 2 Guy MARTIN

Total Time **12:27.910** Avg Speed **101.351** Behind **11.491**  
Best Time **1:44.504** Best Speed **103.621** On **4** Gp **a**

Lap	Elapsed Time	Lap Time	Lap Speed
1	1:52.788	1:52.788	96.010
2	3:38.880	1:46.092	102.070
3	5:24.290	1:45.410	102.730
4	7:08.794	1:44.504	103.621
5	8:54.409	1:45.615	102.531
6	10:39.923	1:45.514	102.629
7	12:27.910	1:47.987	100.279

### Race Classification

#### **5** 6 William DUNLOP

Total Time **12:32.331** Avg Speed **100.756** Behind **15.912**  
Best Time **1:45.522** Best Speed **102.621** On **6** Gp **a**

Lap	Elapsed Time	Lap Time	Lap Speed
1	1:54.192	1:54.192	94.830
2	3:40.294	1:46.102	102.060
3	5:26.824	1:46.530	101.650
4	7:12.895	1:46.071	102.090
5	8:58.698	1:45.803	102.349
6	10:44.220	1:45.522	102.621
7	12:32.331	1:48.111	100.164

#### **6** 82 Derek SHEILS

Total Time **12:32.718** Avg Speed **100.704** Behind **16.299**  
Best Time **1:46.365** Best Speed **101.808** On **5** Gp **b**

Lap	Elapsed Time	Lap Time	Lap Speed
1	1:52.155	1:52.155	96.552
2	3:38.740	1:46.585	101.598
3	5:25.433	1:46.693	101.495
4	7:12.305	1:46.872	101.325
5	8:58.670	1:46.365	101.808
6	10:45.712	1:47.042	101.164
7	12:32.718	1:47.006	101.198

#### **7** 101 Brian McCORMACK

Total Time **12:34.582** Avg Speed **100.455** Behind **18.163**  
Best Time **1:46.577** Best Speed **101.605** On **4** Gp **b**

Lap	Elapsed Time	Lap Time	Lap Speed
1	1:52.991	1:52.991	95.838
2	3:39.826	1:46.835	101.360
3	5:26.709	1:46.883	101.315
4	7:13.286	1:46.577	101.605
5	9:00.124	1:46.838	101.357
6	10:46.905	1:46.781	101.411
7	12:34.582	1:47.677	100.567

#### **8** 13 Adrian ARCHIBALD

Total Time **12:35.353** Avg Speed **100.353** Behind **18.934**  
Best Time **1:46.747** Best Speed **101.444** On **5** Gp **a**

Lap	Elapsed Time	Lap Time	Lap Speed
1	1:52.721	1:52.721	96.067
2	3:40.106	1:47.385	100.841
3	5:27.556	1:47.450	100.780
4	7:14.692	1:47.136	101.075
5	9:01.439	1:46.747	101.444
6	10:48.260	1:46.821	101.373
7	12:35.353	1:47.093	101.116



MCUI Ulster  
Centre Timing  
powered by  
e-Laps timing software

www.elaps-timing.com



# Coleraine Skip Hire & Recycling Armoy Road Races

## SUPERBIKE

### Race 5 - SGS International Superbike Championship



## DETAILED RESULT

### Race Classification

**9** **16 John BURROWS**  
 Total Time **12:35.745** Avg Speed **100.300** Behind **19.326**  
 Best Time **1:46.628** Best Speed **101.557** On **3** Gp **a**

Lap	Elapsed Time	Lap Time	Lap Speed
1	1:52.661	1:52.661	96.118
2	3:39.870	1:47.209	101.006
3	5:26.498	1:46.628	101.557
4	7:14.033	1:47.535	100.700
5	9:01.140	1:47.107	101.103
6	10:47.773	1:46.633	101.552
7	12:35.745	1:47.972	100.293

**10** **33 Steve MERCER**  
 Total Time **12:35.807** Avg Speed **100.292** Behind **19.388**  
 Best Time **1:46.394** Best Speed **101.780** On **4** Gp **a**

Lap	Elapsed Time	Lap Time	Lap Speed
1	1:54.414	1:54.414	94.646
2	3:41.527	1:47.113	101.097
3	5:28.514	1:46.987	101.216
4	7:14.908	1:46.394	101.780
5	9:02.581	1:47.673	100.571
6	10:49.136	1:46.555	101.626
7	12:35.807	1:46.671	101.516

**11** **71 Davy MORGAN**  
 Total Time **12:42.197** Avg Speed **99.451** Behind **25.778**  
 Best Time **1:46.843** Best Speed **101.352** On **4** Gp **a**

Lap	Elapsed Time	Lap Time	Lap Speed
1	1:53.938	1:53.938	95.041
2	3:42.697	1:48.759	99.567
3	5:30.180	1:47.483	100.749
4	7:17.023	1:46.843	101.352
5	9:04.286	1:47.263	100.956
6	10:52.873	1:48.587	99.725
7	12:42.197	1:49.324	99.052

**12** **14 Ben WYLIE**  
 Total Time **12:59.348** Avg Speed **97.263** Behind **42.929**  
 Best Time **1:50.009** Best Speed **98.436** On **2** Gp **b**

Lap	Elapsed Time	Lap Time	Lap Speed
1	1:56.815	1:56.815	92.700
2	3:46.824	1:50.009	98.436
3	5:37.393	1:50.569	97.937
4	7:27.573	1:50.180	98.283
5	9:18.121	1:50.548	97.956
6	11:08.223	1:50.102	98.352
7	12:59.348	1:51.125	97.447

### Race Classification

**13** **150 William DAVISON**  
 Total Time **13:04.202** Avg Speed **96.661** Behind **47.783**  
 Best Time **1:50.604** Best Speed **97.906** On **5** Gp **b**

Lap	Elapsed Time	Lap Time	Lap Speed
1	1:56.643	1:56.643	92.837
2	3:47.303	1:50.660	97.856
3	5:38.491	1:51.188	97.392
4	7:30.020	1:51.529	97.094
5	9:20.624	1:50.604	97.906
6	11:12.047	1:51.423	97.186
7	13:04.202	1:52.155	96.552

**14** **114 Paul SHOESMITH**  
 Total Time **13:13.467** Avg Speed **95.532** Behind **57.048**  
 Best Time **1:51.429** Best Speed **97.181** On **7** Gp **b**

Lap	Elapsed Time	Lap Time	Lap Speed
1	1:59.551	1:59.551	90.579
2	3:51.711	1:52.160	96.548
3	5:44.458	1:52.747	96.045
4	7:38.041	1:53.583	95.338
5	9:30.384	1:52.343	96.391
6	11:22.038	1:51.654	96.985
7	13:13.467	1:51.429	97.181

**15** **31 Shaun ANDERSON**  
 Total Time **13:13.844** Avg Speed **95.487** Behind **57.425**  
 Best Time **1:51.262** Best Speed **97.327** On **5** Gp **b**

Lap	Elapsed Time	Lap Time	Lap Speed
1	1:59.854	1:59.854	90.350
2	3:52.515	1:52.661	96.118
3	5:45.126	1:52.611	96.161
4	7:38.270	1:53.144	95.708
5	9:29.532	1:51.262	97.327
6	11:21.697	1:52.165	96.543
7	13:13.844	1:52.147	96.559

**16** **65 Michael SWEENEY**  
 Total Time **13:26.327** Avg Speed **94.009** Behind **1:09.908**  
 Best Time **1:53.409** Best Speed **95.484** On **7** Gp **c**

Lap	Elapsed Time	Lap Time	Lap Speed
1	2:00.583	2:00.583	89.804
2	3:55.571	1:54.988	94.173
3	5:50.072	1:54.501	94.574
4	7:44.490	1:54.418	94.642
5	9:38.263	1:53.773	95.179
6	11:32.918	1:54.655	94.447
7	13:26.327	1:53.409	95.484

# Coleraine Skip Hire & Recycling Armoy Road Races

## SUPERBIKE

### Race 5 - SGS International Superbike Championship



## DETAILED RESULT

### Race Classification

#### 17 93 Paul CRANSTON

Total Time **13:28.934** Avg Speed **93.706** Behind **1:12.515**  
 Best Time **1:53.706** Best Speed **95.235** On **7** Gp **c**

Lap	Elapsed Time	Lap Time	Lap Speed
1	2:03.208	2:03.208	87.890
2	3:58.988	1:55.780	93.529
3	5:53.301	1:54.313	94.729
4	7:47.635	1:54.334	94.712
5	9:41.406	1:53.771	95.181
6	11:35.228	1:53.822	95.138
7	13:28.934	1:53.706	95.235

#### 18 26 Dennis BOOTH

Total Time **13:33.110** Avg Speed **93.224** Behind **1:16.691**  
 Best Time **1:54.258** Best Speed **94.775** On **4** Gp **b**

Lap	Elapsed Time	Lap Time	Lap Speed
1	2:03.637	2:03.637	87.585
2	3:58.588	1:54.951	94.204
3	5:53.755	1:55.167	94.027
4	7:48.013	1:54.258	94.775
5	9:42.912	1:54.899	94.246
6	11:37.600	1:54.688	94.420
7	13:33.110	1:55.510	93.748

#### 19 24 Craig SHIRLAW

Total Time **13:33.660** Avg Speed **93.161** Behind **1:17.241**  
 Best Time **1:54.783** Best Speed **94.341** On **7** Gp **b**

Lap	Elapsed Time	Lap Time	Lap Speed
1	2:02.090	2:02.090	88.695
2	3:57.637	1:55.547	93.718
3	5:52.754	1:55.117	94.068
4	7:47.760	1:55.006	94.159
5	9:42.666	1:54.906	94.241
6	11:38.877	1:56.211	93.182
7	13:33.660	1:54.783	94.341

#### 20 20 David LUMSDEN

Total Time **13:49.120** Avg Speed **91.424** Behind **1:32.701**  
 Best Time **1:56.075** Best Speed **93.291** On **2** Gp **b**

Lap	Elapsed Time	Lap Time	Lap Speed
1	2:03.299	2:03.299	87.826
2	3:59.374	1:56.075	93.291
3	5:56.484	1:57.110	92.467
4	7:53.587	1:57.103	92.472
5	9:51.622	1:58.035	91.742
6	11:49.610	1:57.988	91.779
7	13:49.120	1:59.510	90.610

### Race Classification

#### 21 73 Derek COSTELLO

Total Time **11:47.859** Avg Speed **91.788** Behind **1 Lap**  
 Best Time **1:56.319** Best Speed **93.096** On **2** Gp **c**

Lap	Elapsed Time	Lap Time	Lap Speed
1	2:02.441	2:02.441	88.441
2	3:58.760	1:56.319	93.096
3	5:55.385	1:56.625	92.851
4	7:53.089	1:57.704	92.000
5	9:50.076	1:56.987	92.564
6	11:47.859	1:57.783	91.939

#### 22 54 Corran SMYTH

Total Time **12:00.612** Avg Speed **90.163** Behind **12.753**  
 Best Time **1:58.298** Best Speed **91.538** On **2** Gp **c**

Lap	Elapsed Time	Lap Time	Lap Speed
1	2:05.375	2:05.375	86.371
2	4:03.673	1:58.298	91.538
3	6:03.026	1:59.353	90.729
4	8:01.950	1:58.924	91.056
5	10:01.627	1:59.677	90.484
6	12:00.612	1:58.985	91.010

#### 23 80 Phill ARCHER

Total Time **12:13.244** Avg Speed **88.610** Behind **25.385**  
 Best Time **1:59.832** Best Speed **90.367** On **5** Gp **c**

Lap	Elapsed Time	Lap Time	Lap Speed
1	2:07.817	2:07.817	84.721
2	4:09.688	2:01.871	88.855
3	6:11.006	2:01.318	89.260
4	8:12.835	2:01.829	88.885
5	10:12.667	1:59.832	90.367
6	12:13.244	2:00.577	89.808

#### 24 199 Ryan MYLER

Total Time **12:39.354** Avg Speed **85.563** Behind **51.495**  
 Best Time **2:04.192** Best Speed **87.194** On **6** Gp **c**

Lap	Elapsed Time	Lap Time	Lap Speed
1	2:12.709	2:12.709	81.598
2	4:17.742	2:05.033	86.608
3	6:23.329	2:05.587	86.225
4	8:29.741	2:06.412	85.663
5	10:35.162	2:05.421	86.340
6	12:39.354	2:04.192	87.194



MCUI Ulster  
Centre Timing  
powered by  
e-Laps timing software

www.elaps-timing.com



# Coleraine Skip Hire & Recycling Armoy Road Races



## SUPERBIKE

### Race 5 - SGS International Superbike Championship

## LAP CHART

**1**

No	Name	G	Elapsed Time	Lap Time
36	Michael PEARSON	a	1:49.688	1:49.688
77	Ryan FARQUHAR	a	1:49.714	1:49.714
3	Michael DUNLOP	a	1:50.018	1:50.018
82	Derek SHEILS	b	1:52.155	1:52.155
16	John BURROWS	a	1:52.661	1:52.661
13	Adrian ARCHIBALD	a	1:52.721	1:52.721
2	Guy MARTIN	a	1:52.788	1:52.788
101	Brian McCORMACK	b	1:52.991	1:52.991
71	Davy MORGAN	a	1:53.938	1:53.938
6	William DUNLOP	a	1:54.192	1:54.192
33	Steve MERCER	a	1:54.414	1:54.414
150	William DAVISON	b	1:56.643	1:56.643
14	Ben WYLIE	b	1:56.815	1:56.815
114	Paul SHOESMITH	b	1:59.551	1:59.551
31	Shaun ANDERSON	b	1:59.854	1:59.854
65	Michael SWEENEY	c	2:00.583	2:00.583
24	Craig SHIRLAW	b	2:02.090	2:02.090
73	Derek COSTELLO	c	2:02.441	2:02.441
93	Paul CRANSTON	c	2:03.208	2:03.208
20	David LUMSDEN	b	2:03.299	2:03.299
26	Dennis BOOTH	b	2:03.637	2:03.637
54	Corran SMYTH	c	2:05.375	2:05.375
80	Phill ARCHER	c	2:07.817	2:07.817
199	Ryan MYLER	c	2:12.709	2:12.709

**2**

No	Name	G	Elapsed Time	Lap Time
36	Michael PEARSON	a	3:34.345	1:44.657
77	Ryan FARQUHAR	a	3:34.404	1:44.690
3	Michael DUNLOP	a	3:34.806	1:44.788
82	Derek SHEILS	b	3:38.740	1:46.585
2	Guy MARTIN	a	3:38.880	1:46.092
101	Brian McCORMACK	b	3:39.826	1:46.835
16	John BURROWS	a	3:39.870	1:47.209
13	Adrian ARCHIBALD	a	3:40.106	1:47.385
6	William DUNLOP	a	3:40.294	1:46.102
33	Steve MERCER	a	3:41.527	1:47.113
71	Davy MORGAN	a	3:42.697	1:48.759
14	Ben WYLIE	b	3:46.824	1:50.009
150	William DAVISON	b	3:47.303	1:50.660
114	Paul SHOESMITH	b	3:51.711	1:52.160
31	Shaun ANDERSON	b	3:52.515	1:52.661
65	Michael SWEENEY	c	3:55.571	1:54.988
24	Craig SHIRLAW	b	3:57.637	1:55.547
26	Dennis BOOTH	b	3:58.588	1:54.951
73	Derek COSTELLO	c	3:58.760	1:56.319
93	Paul CRANSTON	c	3:58.988	1:55.780
20	David LUMSDEN	b	3:59.374	1:56.075
54	Corran SMYTH	c	4:03.673	1:58.298
80	Phill ARCHER	c	4:09.688	2:01.871
199	Ryan MYLER	c	4:17.742	2:05.033

**3**

No	Name	G	Elapsed Time	Lap Time
77	Ryan FARQUHAR	a	5:19.708	1:45.304
36	Michael PEARSON	a	5:19.854	1:45.509
3	Michael DUNLOP	a	5:19.964	1:45.158
2	Guy MARTIN	a	5:24.290	1:45.410
82	Derek SHEILS	b	5:25.433	1:46.693
16	John BURROWS	a	5:26.498	1:46.628
101	Brian McCORMACK	b	5:26.709	1:46.883
6	William DUNLOP	a	5:26.824	1:46.530
13	Adrian ARCHIBALD	a	5:27.556	1:47.450
33	Steve MERCER	a	5:28.514	1:46.987
71	Davy MORGAN	a	5:30.180	1:47.483
14	Ben WYLIE	b	5:37.393	1:50.569
150	William DAVISON	b	5:38.491	1:51.188
114	Paul SHOESMITH	b	5:44.458	1:52.747
31	Shaun ANDERSON	b	5:45.126	1:52.611
65	Michael SWEENEY	c	5:50.072	1:54.501
24	Craig SHIRLAW	b	5:52.754	1:55.117
93	Paul CRANSTON	c	5:53.301	1:54.313
26	Dennis BOOTH	b	5:53.755	1:55.167
73	Derek COSTELLO	c	5:55.385	1:56.625
20	David LUMSDEN	b	5:56.484	1:57.110
54	Corran SMYTH	c	6:03.026	1:59.353
80	Phill ARCHER	c	6:11.006	2:01.318
199	Ryan MYLER	c	6:23.329	2:05.587

# Coleraine Skip Hire & Recycling Armoy Road Races



## SUPERBIKE

### Race 5 - SGS International Superbike Championship

## LAP CHART

**4**

No	Name	G	Elapsed Time	Lap Time
36	Michael PEARSON	a	7:04.966	1:45.112
77	Ryan FARQUHAR	a	7:05.011	1:45.303
3	Michael DUNLOP	a	7:05.172	1:45.208
2	Guy MARTIN	a	7:08.794	1:44.504
82	Derek SHEILS	b	7:12.305	1:46.872
6	William DUNLOP	a	7:12.895	1:46.071
101	Brian McCORMACK	b	7:13.286	1:46.577
16	John BURROWS	a	7:14.033	1:47.535
13	Adrian ARCHIBALD	a	7:14.692	1:47.136
33	Steve MERCER	a	7:14.908	1:46.394
71	Davy MORGAN	a	7:17.023	1:46.843
14	Ben WYLIE	b	7:27.573	1:50.180
150	William DAVISON	b	7:30.020	1:51.529
114	Paul SHOESMITH	b	7:38.041	1:53.583
31	Shaun ANDERSON	b	7:38.270	1:53.144
65	Michael SWEENEY	c	7:44.490	1:54.418
93	Paul CRANSTON	c	7:47.635	1:54.334
24	Craig SHIRLAW	b	7:47.760	1:55.006
26	Dennis BOOTH	b	7:48.013	1:54.258
73	Derek COSTELLO	c	7:53.089	1:57.704
20	David LUMSDEN	b	7:53.587	1:57.103
54	Corran SMYTH	c	8:01.950	1:58.924
80	Phill ARCHER	c	8:12.835	2:01.829
199	Ryan MYLER	c	8:29.741	2:06.412

**5**

No	Name	G	Elapsed Time	Lap Time
3	Michael DUNLOP	a	8:49.467	1:44.295
77	Ryan FARQUHAR	a	8:50.555	1:45.544
36	Michael PEARSON	a	8:50.765	1:45.799
2	Guy MARTIN	a	8:54.409	1:45.615
82	Derek SHEILS	b	8:58.670	1:46.365
6	William DUNLOP	a	8:58.698	1:45.803
101	Brian McCORMACK	b	9:00.124	1:46.838
16	John BURROWS	a	9:01.140	1:47.107
13	Adrian ARCHIBALD	a	9:01.439	1:46.747
33	Steve MERCER	a	9:02.581	1:47.673
71	Davy MORGAN	a	9:04.286	1:47.263
14	Ben WYLIE	b	9:18.121	1:50.548
150	William DAVISON	b	9:20.624	1:50.604
31	Shaun ANDERSON	b	9:29.532	1:51.262
114	Paul SHOESMITH	b	9:30.384	1:52.343
65	Michael SWEENEY	c	9:38.263	1:53.773
93	Paul CRANSTON	c	9:41.406	1:53.771
24	Craig SHIRLAW	b	9:42.666	1:54.906
26	Dennis BOOTH	b	9:42.912	1:54.899
73	Derek COSTELLO	c	9:50.076	1:56.987
20	David LUMSDEN	b	9:51.622	1:58.035
54	Corran SMYTH	c	10:01.627	1:59.677
80	Phill ARCHER	c	10:12.667	1:59.832
199	Ryan MYLER	c	10:35.162	2:05.421

**6**

No	Name	G	Elapsed Time	Lap Time
3	Michael DUNLOP	a	10:32.386	1:42.919
36	Michael PEARSON	a	10:35.808	1:45.043
77	Ryan FARQUHAR	a	10:35.865	1:45.310
2	Guy MARTIN	a	10:39.923	1:45.514
6	William DUNLOP	a	10:44.220	1:45.522
82	Derek SHEILS	b	10:45.712	1:47.042
101	Brian McCORMACK	b	10:46.905	1:46.781
16	John BURROWS	a	10:47.773	1:46.633
13	Adrian ARCHIBALD	a	10:48.260	1:46.821
33	Steve MERCER	a	10:49.136	1:46.555
71	Davy MORGAN	a	10:52.873	1:48.587
14	Ben WYLIE	b	11:08.223	1:50.102
150	William DAVISON	b	11:12.047	1:51.423
31	Shaun ANDERSON	b	11:21.697	1:52.165
114	Paul SHOESMITH	b	11:22.038	1:51.654
65	Michael SWEENEY	c	11:32.918	1:54.655
93	Paul CRANSTON	c	11:35.228	1:53.822
26	Dennis BOOTH	b	11:37.600	1:54.688
24	Craig SHIRLAW	b	11:38.877	1:56.211
73	Derek COSTELLO	c	11:47.859	1:57.783
20	David LUMSDEN	b	11:49.610	1:57.988
54	Corran SMYTH	c	12:00.612	1:58.985
80	Phill ARCHER	c	12:13.244	2:00.577
199	Ryan MYLER	c	12:39.354	2:04.192

**7**

No	Name	G	Elapsed Time	Lap Time
3	Michael DUNLOP	a	12:16.419	1:44.033
77	Ryan FARQUHAR	a	12:21.169	1:45.304
36	Michael PEARSON	a	12:25.812	1:50.004
2	Guy MARTIN	a	12:27.910	1:47.987
6	William DUNLOP	a	12:32.331	1:48.111
82	Derek SHEILS	b	12:32.718	1:47.006
101	Brian McCORMACK	b	12:34.582	1:47.677
13	Adrian ARCHIBALD	a	12:35.353	1:47.093
16	John BURROWS	a	12:35.745	1:47.972
33	Steve MERCER	a	12:35.807	1:46.671
71	Davy MORGAN	a	12:42.197	1:49.324
14	Ben WYLIE	b	12:59.348	1:51.125
150	William DAVISON	b	13:04.202	1:52.155
114	Paul SHOESMITH	b	13:13.467	1:51.429
31	Shaun ANDERSON	b	13:13.844	1:52.147
65	Michael SWEENEY	c	13:26.327	1:53.409
93	Paul CRANSTON	c	13:28.934	1:53.706
26	Dennis BOOTH	b	13:33.110	1:55.510
24	Craig SHIRLAW	b	13:33.660	1:54.783
20	David LUMSDEN	b	13:49.120	1:59.510

COLERAINE SKIP HIRE ARMOY ROAD RACE

Sorted on Laps

SUPERBIKE

Armoey 3.008 Miles

R5: SGS International Superbike Championship

30/07/2011 13:20

Race (7 Laps) started at 13:29:29

Pos	Class	No.	Name	Machine	Sponsor	SpdTr	Best
1	SBKR	3	Michael DUNLOP	Kawasaki	Street Sweep	157.173	
2	SBKR	77	Ryan FARQUHAR	Kawasaki	KMR Kawasaki	154.335	
3	SBKR	36	Michael PEARSON	BMW	D & G W Racing	<b>159.176</b>	
4	SBKR	2	Guy MARTIN	Suzuki	Relentless Suzuki by TAS	149.365	
5	SBKR	6	William DUNLOP	Honda	Wilson Craig Racing	154.629	
6	SBKR	82	Derek SHEILS	Honda	Amigos	153.314	
7	SBKR	101	Brian McCORMACK	Kawasaki	CD Racing	144.192	
8	SBKR	13	Adrian ARCHIBALD	Kawasaki	AMA Racing	148.139	
9	SBKR	16	John BURROWS	Suzuki	Cookstown BE Racing	158.710	
10	SBKR	33	Steve MERCER	BMW	W A Corless / Jackson Racing	144.964	
11	SBKR	71	Davy MORGAN	Suzuki	Strangford Holiday Park	150.055	
12	SBKR	14	Ben WYLIE	Yamaha	Per Cup Coffee Company	148.139	
13	SBKR	150	William DAVISON	Honda 600	Hill Contracts	145.224	
14	SBKR	114	Paul SHOESMITH	BMW	Ice Valley BMW Motarrad	138.532	
15	SBKR	31	Shaun ANDERSON	Suzuki	ARD	141.552	
16	SBKR	65	Michael SWEENEY	Honda	M.S.R.	146.007	
17	SBKR	93	Paul CRANSTON	Honda 600	P & J Fuel Haulage	138.414	
18	SBKR	26	Dennis BOOTH	Suzuki		134.963	
19	SBKR	24	Craig SHIRLAW	Kawasaki 600	Shirlaws Motorcycles	136.552	
20	SBKR	20	David LUMSDEN	Yamaha 600		140.328	
21	SBKR	73	Derek COSTELLO	Yamaha 600		141.429	
22	SBKR	54	Corran SMYTH	Suzuki	Crazy Cat Customs	132.539	
23	SBKR	80	Phill ARCHER	Yamaha 600		135.980	
24	SBKR	199	Ryan MYLER	Yamaha 600	Close Print Finance	129.784	

Margin of Victory

Avg. Speed

Best Lap Tm

Best Speed

Best Lap by

Promoted by Armoey Motorcycle Road Racing Club

Orbits

Provisional result to be confirmed by the Stewards of the Meeting subject to the completion of technical inspections and the time limit for protests.

MCUI (Ulster Centre) Timing www.elaps-timing.com



www.amb-it.com

www.mylaps.com

Licensed to: MCUI

**IRISH ROAD RACE SUPERBIKE (subject to confirmation)**

2011

Pos	No.	Name	Total	Diff	Gap	#1	#2	#3	#4	#5	#6	#7
						R1	R1	R1	R1	R1	R1	R1
1	3	Michael DUNLOP	146.5	0	0	20	20	6.5	25	25	25	25
2	82	Derek SHEILS	88.5	58	58	11	16	2.5	16	10	13	10
3	16	John BURROWS	82	64.5	6.5	6	13	10	13	13	20	7
4	6	William DUNLOP	74	72.5	8	10	x	8	9	20	16	11
5	77	Ryan FARQUHAR	70	76.5	4	25	25	x	x	x	x	20
6	36	Michael PEARSON	60.5	86	9.5	9	10	5.5	20	x	x	16
7	71	Davy MORGAN	39	107.5	21.5	7	11	5	11	x	x	5
8	101	Brian McCORMACK	33.5	113	5.5	1	x	0.5	8	5	10	9
9	86	Cameron DONALD	29	117.5	4.5	13	x	x	x	16	x	x
10	2	Guy MARTIN	29	117.5	0	16	x	x	x	x	x	13
11	65	Michael SWEENEY	29	117.5	0	x	6	4	10	9	x	x
12	13	Adrian ARCHIBALD	28.5	118	0.5	8	8	4.5	x	x	x	8
13	99	Andrew COURTNEY	22	124.5	6.5	4	x	x	7	11	x	x
14	96	Andy FARRELL	19	127.5	3	3	x	x	5	x	11	x
15	64	Stephen McKNIGHT	15	131.5	4	2	7	x	x	6	x	x
16	25	Ivan SHANLEY	12	134.5	3	x	4	x	x	8	x	x
17	21	Alan CONNOR	11.5	135	0.5	x	x	1.5	3	7	x	x
18	93	Paul CRANSTON	11.5	135	0	x	9	2.5	x	x	x	x
19	31	Shaun ANDERSON	11	135.5	0.5	5	5	x	x	x	x	1
20	33	Steve MERCER	6	140.5	5	x	x	x	x	x	x	6
21	361	John WALSH	6	140.5	0	x	x	x	6	x	x	x
22	7	Adrian McFARLAND	6	140.5	0	x	3	3	x	x	x	x
23	9	Wayne KIRWAN	5.5	141	0.5	x	x	3.5	2	x	x	x
24	14	Ben WYLIE	4	142.5	1.5	x	x	x	x	x	x	4
25	5	Paul BARRON	4	142.5	0	x	x	x	x	4	x	x
26	2	Emlyn HUGHES	4	142.5	0	x	x	x	4	x	x	x
27	28	Paul GARTLAND	4	142.5	0	x	1	x	x	3	x	x
28	150	William DAVISON	3	143.5	1	x	x	x	x	x	x	3
29	20	David LUMSDEN	2	144.5	1	x	x	2	x	x	x	x
30	114	Paul SHOESMITH	2	144.5	0	x	x	x	x	x	x	2
31	26	Dennis BOOTH	2	144.5	0	x	x	x	x	2	x	x
32	24	Craig SHIRLAW	2	144.5	0	x	2	x	x	x	x	x
33	73	Derek COSTELLO	1	145.5	1	x	x	1	x	x	x	x
34	147	Mickey FITZPATRICK	1	145.5	0	x	x	x	x	1	x	x
35	122	Alan BONNER	1	145.5	0	x	x	x	1	x	x	x

**Event Legend**

#1	29/04/2011	ROYAL HOTEL & BRAESIDE COOKSTOWN 100	#5	16/07/2011	ADELAIDE INSURANCE KELLS ROAD RACE
#2	24/06/2011	H2 ENGINEERING BUSH ROAD RACE	#6	23/07/2011	ATHEA ROAD RACE
#3	01/07/2011	AON Bikecare SKERRIES ROAD RACE	#7	29/07/2011	COLERAINE SKIP HIRE ARMOY ROAD RACE
#4	09/07/2011	DEVIL EXHAUST RACE OF THE SOUTH			

**ULSTER ROAD RACE SUPERBIKE (subject to confirmation)**

2011

Pos	No.	Name	Total	Diff	Gap	#1 #2 #3		
						R1	R1	R1
1	77	Ryan FARQUHAR	70	0	0	25	25	20
2	3	Michael DUNLOP	65	5	5	20	20	25
3	82	Derek SHEILS	37	33	28	11	16	10
4	36	Michael PEARSON	35	35	2	9	10	16
5	2	Guy MARTIN	29	41	6	16	x	13
6	16	John BURROWS	26	44	3	6	13	7
7	13	Adrian ARCHIBALD	24	46	2	8	8	8
8	71	Davy MORGAN	23	47	1	7	11	5
9	6	William DUNLOP	21	49	2	10	x	11
10	86	Cameron DONALD	13	57	8	13	x	x
11	31	Shaun ANDERSON	11	59	2	5	5	1
12	101	Brian McCORMACK	10	60	1	1	x	9
13	93	Paul CRANSTON	9	61	1	x	9	x
14	64	Stephen McKNIGHT	9	61	0	2	7	x
15	33	Steve MERCER	6	64	3	x	x	6
16	65	Michael SWEENEY	6	64	0	x	6	x
17	14	Ben WYLIE	4	66	2	x	x	4
18	25	Ivan SHANLEY	4	66	0	x	4	x
19	99	Andrew COURTNEY	4	66	0	4	x	x
20	150	William DAVISON	3	67	1	x	x	3
21	7	Adrian McFARLAND	3	67	0	x	3	x
22	96	Andy FARRELL	3	67	0	3	x	x
23	114	Paul SHOESMITH	2	68	1	x	x	2
24	24	Craig SHIRLAW	2	68	0	x	2	x
25	28	Paul GARTLAND	1	69	1	x	1	x

**Event Legend**

#1	29/04/2011	ROYAL HOTEL & BRAESIDE COOKSTOWN 100	#3	29/07/2011	COLERAINE SKIP HIRE ARMOY ROAD RACE
#2	24/06/2011	H2 ENGINEERING BUSH ROAD RACE			