

COLERAINE SKIP HIRE & RECYCLING ARMOY ROAD RACE

The Race of Legends

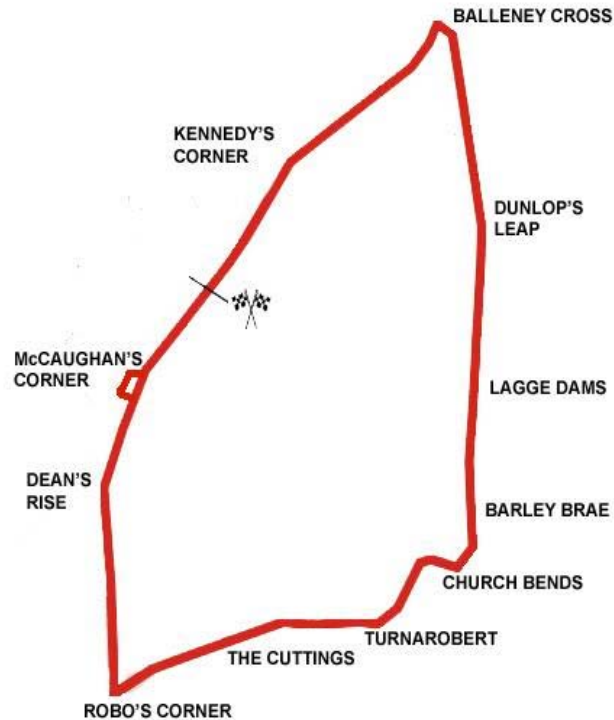
Friday 29th & Saturday 30th July 2011

promoted by
Armoy Motorcycle Road Racing Club
www.amrrc.com

COLERAINE SKIP HIRE & RECYCLING
GRAND FINAL



Armoy Circuit 3.008 miles



Lap Records

Class	Rider	Machine	m s	mph	Year
125cc	William Dunlop	Honda	2 02.397	88.473	2010
Moto 450	Ryan Farquhar	Kawasaki	2 02.940	88.082	2010
250cc	Davy Morgan	Honda	1 55.230	93.976	2010
Supersport 400	Vic Allan	Kawasaki	2 06.245	85.776	2010
Supertwins	Ryan Farquhar	Kawasaki 650	1 55.912	93.423	2010
Supersport	Keith Amor	Honda	1 46.855	101.341	2010
Superbike	Ryan Farquhar	Kawasaki	1 44.748	103.380	2010
Senior Support	Alan Bonner	Yamaha 600	1 53.302	95.575	2010
Junior Support	Dean Harrison	Kawasaki 650	2 00.858	89.599	2010
Classic 1000cc	Robert McCrum	Norton Weslake 950	2 08.268	84.423	2010
Classic 500cc	Billy Lyle	Honda	2 15.823	79.727	2010
Classic 350cc	Thomas Hogg	Honda	2 20.298	77.184	2010
Classic 250cc	Philip Shaw	Suzuki	2 24.586	74.895	2010

MOST WINS at ARMOY ROAD RACE

Ryan Farquhar	7	2009-10
Michael Dunlop	2	2009
William Dunlop	2	2010
Dean Harrison	2	2010

ALL TIME IRISH ROAD RACE WINNERS (after Athea 2011)

Most Wins at All Irish Road Race Meetings				Most Wins at Irish National Road Race Meetings			
1.	Ryan Farquhar	167	1995-11	1.	Ryan Farquhar	157	1995-11
2.	Joey Dunlop	156	1971-00	2.	Joey Dunlop	119	1971-00
3.	Robert Dunlop	135	1980-08	3.	Robert Dunlop	111	1980-08
4.	Ray McCullough	109	1960-82	4.	Ray McCullough	99	1960-82
	Phillip McCallen	109	1987-99	5.	Phillip McCallen	84	1987-99

Coleraine Skip Hire & Recycling Armoy Road Races

SUPERBIKE


Qualifying for Race of Legends Grand Final



Pos	Class	No	Name	Machine / Sponsor	----- Best Lap -----			On	Laps
					Time	Behind	Speed		
Qualifying Classification									
1	SBKR	36	Michael PEARSON	BMW - D & G W Racing	1:45.015		103.117	3	5
2	SBKR	3	Michael DUNLOP	Kawasaki - Street Sweep	1:45.477	0.462	102.665	5	5
3	SBKR	13	Adrian ARCHIBALD	Kawasaki - AMA Racing	1:46.136	1.121	102.028	5	5
4	SBKR	2	Guy MARTIN	Suzuki - Relentless Suzuki by TAS	1:46.233	1.218	101.934	4	5
5	SBKR	6	William DUNLOP	Honda - Wilson Craig Racing	1:46.376	1.361	101.797	4	5
6	SBKR	77	Ryan FARQUHAR	Kawasaki - KMR Kawasaki	1:46.379	1.364	101.795	3	5
7	SBKR	82	Derek SHEILS	Honda - Amigos	1:47.784	2.769	100.468	5	5
8	SBKR	71	Davy MORGAN	Suzuki - Strangford Holiday Park	1:47.856	2.841	100.401	5	5
9	SBKR	33	Steve MERCER	BMW - W A Corless / Jackson Racing	1:47.985	2.970	100.281	4	5
10	SBKR	16	John BURROWS	Suzuki - Cookstown BE Racing	1:48.310	3.295	99.980	4	5
11	SBKR	101	Brian McCORMACK	Kawasaki - CD Racing	1:50.075	5.060	98.377	4	5
12	SBKR	14	Ben WYLIE	Yamaha - Per Cup Coffee Company	1:51.443	6.428	97.169	5	5
13	SBKR	65	Michael SWEENEY	Yamaha 600 - M.S.R.	1:51.752	6.737	96.900	5	5
14	SBKR	114	Paul SHOESMITH	BMW - Ice Valley BMW Motarrad	1:52.828	7.813	95.976	3	5
15	SBKR	31	Shaun ANDERSON	Suzuki - ARD	1:53.227	8.212	95.638	5	5
16	SBKR	93	Paul CRANSTON	Honda 600 - P & J Fuel Haulage	1:54.723	9.708	94.391	5	5
17	SBKR	26	Dennis BOOTH	Suzuki	1:57.429	12.414	92.216	5	5
18	SBKR	128	Paul GARTLAND	Suzuki	1:58.033	13.018	91.744	5	5
19	SBKR	54	Corran SMYTH	Suzuki - Crazy Cat Customs	1:59.622	14.607	90.525	5	5
20	SBKR	12	Alan JACKSON	Moriwaki MD 600 - W A Corless / Jackson Racing	2:04.135	19.120	87.234	4	5
21	SBKR	274	Niklas PFEIFFER	Triumph 675 - NK Motors	2:09.289	24.274	83.757	4	4

Provisional result to be confirmed by the Stewards of the Meeting subject to completion of technical inspections & the time limit for protests

Page 1 / 1

Circuit	Armoy	Signed		Organising Club	Armoy MRRC
Length(miles)	3.0080		Chief Timekeeper	Qualifying Started	20:28
Weather	Sunny, 14°C, 75%RH	Issued At:	20:39		
Track	Dry				



MCUI Ulster
Centre Timing
powered by
e-Laps timing software

www.elaps-timing.com



Coleraine Skip Hire & Recycling Armoy Road Races



SUPERBIKE

Qualifying for Race of Legends Grand Final

DETAILED RESULT

Qualifying Classification

Position

1 **36 Michael PEARSON**

Behind

Best Time **1:45.015** Best Speed **103.117** On **3** Gp **a**

Lap	Elapsed Time	Lap Time	Lap Speed
1	1:56.769	1:56.769	92.737
2	3:43.478	1:46.709	101.480
3	5:28.493	1:45.015	103.117
4	7:16.089	1:47.596	100.643
5	9:01.595	1:45.506	102.637

2 **3 Michael DUNLOP**

Behind **0.462**

Best Time **1:45.477** Best Speed **102.665** On **5** Gp **a**

Lap	Elapsed Time	Lap Time	Lap Speed
1	3:09.415	3:09.415	57.170
2	5:12.369	2:02.954	88.072
3	7:00.107	1:47.738	100.510
4	8:46.073	1:45.966	102.191
5	10:31.550	1:45.477	102.665

3 **13 Adrian ARCHIBALD**

Behind **1.121**

Best Time **1:46.136** Best Speed **102.028** On **5** Gp **a**

Lap	Elapsed Time	Lap Time	Lap Speed
1	1:57.104	1:57.104	92.472
2	3:44.395	1:47.291	100.929
3	5:30.664	1:46.269	101.900
4	7:20.151	1:49.487	98.905
5	9:06.287	1:46.136	102.028

4 **2 Guy MARTIN**

Behind **1.218**

Best Time **1:46.233** Best Speed **101.934** On **4** Gp **a**

Lap	Elapsed Time	Lap Time	Lap Speed
1	2:10.782	2:10.782	82.800
2	3:59.975	1:49.193	99.171
3	5:47.705	1:47.730	100.518
4	7:33.938	1:46.233	101.934
5	9:20.715	1:46.777	101.415

Qualifying Classification

Position

5 **6 William DUNLOP**

Behind **1.361**

Best Time **1:46.376** Best Speed **101.797** On **4** Gp **a**

Lap	Elapsed Time	Lap Time	Lap Speed
1	2:08.629	2:08.629	84.186
2	3:57.724	1:49.095	99.260
3	5:45.593	1:47.869	100.388
4	7:31.969	1:46.376	101.797
5	9:18.883	1:46.914	101.285

6 **77 Ryan FARQUHAR**

Behind **1.364**

Best Time **1:46.379** Best Speed **101.795** On **3** Gp **a**

Lap	Elapsed Time	Lap Time	Lap Speed
1	2:01.393	2:01.393	89.204
2	3:49.313	1:47.920	100.341
3	5:35.692	1:46.379	101.795
4	7:22.292	1:46.600	101.583
5	9:09.466	1:47.174	101.039

7 **82 Derek SHEILS**

Behind **2.769**

Best Time **1:47.784** Best Speed **100.468** On **5** Gp **a**

Lap	Elapsed Time	Lap Time	Lap Speed
1	2:04.387	2:04.387	87.057
2	3:53.756	1:49.369	99.012
3	5:42.246	1:48.490	99.814
4	7:30.788	1:48.542	99.766
5	9:18.572	1:47.784	100.468

8 **71 Davy MORGAN**

Behind **2.841**

Best Time **1:47.856** Best Speed **100.401** On **5** Gp **a**

Lap	Elapsed Time	Lap Time	Lap Speed
1	2:29.529	2:29.529	72.419
2	4:20.651	1:51.122	97.450
3	6:10.542	1:49.891	98.541
4	8:01.476	1:50.934	97.615
5	9:49.332	1:47.856	100.401

Coleraine Skip Hire & Recycling Armoy Road Races



SUPERBIKE

Qualifying for Race of Legends Grand Final

DETAILED RESULT

Qualifying Classification

Position

9 **33 Steve MERCER**

Behind **2.970**

Best Time **1:47.985** Best Speed **100.281** On **4** Gp **a**

Lap	Elapsed Time	Lap Time	Lap Speed
1	2:17.946	2:17.946	78.500
2	4:06.969	1:49.023	99.326
3	5:55.992	1:49.023	99.326
4	7:43.977	1:47.985	100.281
5	9:44.525	2:00.548	89.830

10 **16 John BURROWS**

Behind **3.295**

Best Time **1:48.310** Best Speed **99.980** On **4** Gp **a**

Lap	Elapsed Time	Lap Time	Lap Speed
1	3:03.591	3:03.591	58.983
2	4:53.976	1:50.385	98.100
3	7:01.581	2:07.605	84.862
4	8:49.891	1:48.310	99.980
5	10:38.332	1:48.441	99.859

11 **101 Brian McCORMACK**

Behind **5.060**

Best Time **1:50.075** Best Speed **98.377** On **4** Gp **a**

Lap	Elapsed Time	Lap Time	Lap Speed
1	2:05.060	2:05.060	86.589
2	3:56.296	1:51.236	97.350
3	5:47.668	1:51.372	97.231
4	7:37.743	1:50.075	98.377
5	9:27.884	1:50.141	98.318

12 **14 Ben WYLIE**

Behind **6.428**

Best Time **1:51.443** Best Speed **97.169** On **5** Gp **a**

Lap	Elapsed Time	Lap Time	Lap Speed
1	2:22.928	2:22.928	75.764
2	4:16.915	1:53.987	95.000
3	6:09.337	1:52.422	96.323
4	8:02.133	1:52.796	96.003
5	9:53.576	1:51.443	97.169

Qualifying Classification

Position

13 **65 Michael SWEENEY**

Behind **6.737**

Best Time **1:51.752** Best Speed **96.900** On **5** Gp **a**

Lap	Elapsed Time	Lap Time	Lap Speed
1	2:08.466	2:08.466	84.293
2	4:02.913	1:54.447	94.618
3	5:58.653	1:55.740	93.561
4	7:51.918	1:53.265	95.606
5	9:43.670	1:51.752	96.900

14 **114 Paul SHOESMITH**

Behind **7.813**

Best Time **1:52.828** Best Speed **95.976** On **3** Gp **a**

Lap	Elapsed Time	Lap Time	Lap Speed
1	2:22.475	2:22.475	76.005
2	4:17.561	1:55.086	94.093
3	6:10.389	1:52.828	95.976
4	8:04.353	1:53.964	95.019
5	9:58.840	1:54.487	94.585

15 **31 Shaun ANDERSON**

Behind **8.212**

Best Time **1:53.227** Best Speed **95.638** On **5** Gp **a**

Lap	Elapsed Time	Lap Time	Lap Speed
1	2:48.836	2:48.836	64.138
2	4:47.670	1:58.834	91.125
3	6:47.594	1:59.924	90.297
4	8:43.603	1:56.009	93.344
5	10:36.830	1:53.227	95.638

16 **93 Paul CRANSTON**

Behind **9.708**

Best Time **1:54.723** Best Speed **94.391** On **5** Gp **a**

Lap	Elapsed Time	Lap Time	Lap Speed
1	2:16.464	2:16.464	79.353
2	4:14.028	1:57.564	92.110
3	6:09.842	1:55.814	93.502
4	8:06.728	1:56.886	92.644
5	10:01.451	1:54.723	94.391

Coleraine Skip Hire & Recycling Armoy Road Races

SUPERBIKE

Qualifying for Race of Legends Grand Final



DETAILED RESULT

Qualifying Classification

Position

17 26 Dennis BOOTH

Behind 12.414

Best Time 1:57.429 Best Speed 92.216 On 5 Gp a

Lap	Elapsed Time	Lap Time	Lap Speed
1	2:43.355	2:43.355	66.290
2	4:46.002	2:02.647	88.292
3	6:47.574	2:01.572	89.073
4	8:46.359	1:58.785	91.163
5	10:43.788	1:57.429	92.216

18 128 Paul GARTLAND

Behind 13.018

Best Time 1:58.033 Best Speed 91.744 On 5 Gp a

Lap	Elapsed Time	Lap Time	Lap Speed
1	2:45.593	2:45.593	65.394
2	4:47.181	2:01.588	89.061
3	6:52.782	2:05.601	86.216
4	8:56.641	2:03.859	87.428
5	10:54.674	1:58.033	91.744

19 54 Corran SMYTH

Behind 14.607

Best Time 1:59.622 Best Speed 90.525 On 5 Gp a

Lap	Elapsed Time	Lap Time	Lap Speed
1	2:45.775	2:45.775	65.322
2	4:47.270	2:01.495	89.130
3	6:49.176	2:01.906	88.829
4	8:49.605	2:00.429	89.919
5	10:49.227	1:59.622	90.525

20 12 Alan JACKSON

Behind 19.120

Best Time 2:04.135 Best Speed 87.234 On 4 Gp a

Lap	Elapsed Time	Lap Time	Lap Speed
1	2:41.584	2:41.584	67.017
2	4:48.574	2:06.990	85.273
3	6:53.201	2:04.627	86.890
4	8:57.336	2:04.135	87.234
5	11:01.573	2:04.237	87.162

Qualifying Classification

Position

21 274 Niklas PFEIFFER

Behind 24.274

Best Time 2:09.289 Best Speed 83.757 On 4 Gp a

Lap	Elapsed Time	Lap Time	Lap Speed
1	3:08.323	3:08.323	57.501
2	5:19.827	2:11.504	82.346
3	7:31.526	2:11.699	82.224
4	9:40.815	2:09.289	83.757

COLERAINE SKIP HIRE ARMOY ROAD RACE

Sorted on Best Lap time

SUPERBIKE

ArmoY 3.008 Miles

Qualifying for Race of Legends Grand Final

29/07/2011 20:20

Practice started at 20:28:06

Pos	Class	No.	Name	Machine	Sponsor	SpdTr Best
1	SBKR	36	Michael PEARSON	BMW	D & G W Racing	159.333
2	SBKR	3	Michael DUNLOP	Kawasaki	Street Sweep	158.092
3	SBKR	13	Adrian ARCHIBALD	Kawasaki	AMA Racing	147.065
4	SBKR	2	Guy MARTIN	Suzuki	Relentless Suzuki by TAS	155.965
5	SBKR	6	William DUNLOP	Honda	Wilson Craig Racing	146.007
6	SBKR	77	Ryan FARQUHAR	Kawasaki	KMR Kawasaki	149.091
7	SBKR	82	Derek SHEILS	Honda	Amigos	154.335
8	SBKR	71	Davy MORGAN	Suzuki	Strangford Holiday Park	153.896
9	SBKR	33	Steve MERCER	BMW	W A Corless / Jackson Racing	156.567
10	SBKR	16	John BURROWS	Suzuki	Cookstown BE Racing	159.489
11	SBKR	101	Brian McCORMACK	Kawasaki	CD Racing	142.047
12	SBKR	14	Ben WYLIE	Yamaha	Per Cup Coffee Company	143.809
13	SBKR	65	Michael SWEENEY	Yamaha 600	Greenclean Racing	148.274
14	SBKR	114	Paul SHOESMITH	BMW	Ice Valley BMW Motarrad	139.604
15	SBKR	31	Shaun ANDERSON	Suzuki	ARD	137.593
16	SBKR	93	Paul CRANSTON	Honda 600	P & J Fuel Haulage	136.782
17	SBKR	26	Dennis BOOTH	Suzuki		133.960
18	SBKR	128	Paul GARTLAND	Suzuki		134.739
19	SBKR	54	Corran SMYTH	Suzuki	Crazy Cat Customs	128.959
20	SBKR	12	Alan JACKSON	Moriwaki MD 600	W A Corless / Jackson Racing	130.725
21	SBKR	274	Niklas PFEIFFER	Triumph 675	NK Motors	139.365

Coleraine Skip Hire & Recycling Armoy Road Races

SUPERBIKE

Race 9 - Coleraine Skip Hire & Recycling Race of Legends



Pos	Class	No	Name	Machine / Sponsor	Gp	Laps	Total Time	Behind	Speed	-----Best Lap-----		
										Time	Speed	On

Race Classification

1	SBKR	3	Michael DUNLOP	Kawasaki - Street Sweep	a	7	12:11.960		103.560	1:43.259	104.870	2
2	SBKR	36	Michael PEARSON	BMW - D & G W Racing	a	7	12:16.929	4.969	102.861	1:44.128	103.995	2
3	SBKR	6	William DUNLOP	Honda - Wilson Craig Racing	a	7	12:21.726	9.766	102.196	1:44.142	103.981	3
4	SBKR	13	Adrian ARCHIBALD	Kawasaki - AMA Racing	a	7	12:31.700	19.740	100.840	1:46.063	102.098	4
5	SBKR	33	Steve MERCER	BMW - W A Corless / Jackson Racing	a	7	12:35.066	23.106	100.391	1:46.522	101.658	6
6	SBKR	71	Davy MORGAN	Suzuki - Strangford Holiday Park	a	7	12:37.215	25.255	100.106	1:46.754	101.437	5
7	SBKR	101	Brian McCORMACK	Kawasaki - CD Racing	b	7	12:49.960	38.000	98.449	1:48.748	99.577	4
8	SBKR	14	Ben WYLIE	Yamaha - Per Cup Coffee Company	b	7	12:58.169	46.209	97.410	1:49.806	98.618	7
9	SBKR	114	Paul SHOESMITH	BMW - Ice Valley BMW Motarrad	b	7	13:13.144	1:01.184	95.571	1:51.764	96.890	7
10	SBKR	93	Paul CRANSTON	Honda 600 - P & J Fuel Haulage	b	7	13:21.993	1:10.033	94.517	1:53.204	95.657	3

Fastest Lap


SBKR	3	Michael DUNLOP	Kawasaki - Street Sweep	a						1:43.259	104.870	2
------	---	----------------	-------------------------	---	--	--	--	--	--	----------	---------	---

Not Classified

DNF	SBKR	54	Corran SMYTH	Suzuki - Crazy Cat Customs	c	3	5:55.600	4 Laps	91.357	1:55.579	93.692	2
DNF	SBKR	2	Guy MARTIN	Suzuki - Relentless Suzuki by TAS	a	3	6:07.966	12.366	88.286	1:47.895	100.364	3
DNF	SBKR	77	Ryan FARQUHAR	Kawasaki - KMR Kawasaki	a	2	3:34.445	5 Laps	100.994	1:44.487	103.638	2
DNF	SBKR	31	Shaun ANDERSON	Yamaha 600 - ARD	b	2	3:56.201	21.756	91.691	1:54.870	94.270	2
DNF	SBKR	16	John BURROWS	Suzuki - Cookstown BE Racing	a	1	2:05.548	6 Laps	86.252	2:05.548	86.252	1

Provisional result to be confirmed by the Stewards of the Meeting subject to completion of technical inspections & the time limit for protests

Page 1 / 1

Circuit	Armoy	Signed		Organising Club	Armoy MRRC
Length(miles)	3.0080		Chief Timekeeper	Race Started	15:34
Weather	Cloudy, 19°C, 72%RH	Issued At:	15:48	Gp Time Diff - b 17.4 / c 17.4	
Track	Dry				



MCUI Ulster
Centre Timing
powered by
e-Laps timing software

www.elaps-timing.com



Coleraine Skip Hire & Recycling Armoy Road Races

SUPERBIKE

Race 9 - Coleraine Skip Hire & Recycling Race of Legends



DETAILED RESULT

Race Classification

1 3 Michael DUNLOP

Total Time **12:11.960** Avg Speed **103.560** Behind
 Best Time **1:43.259** Best Speed **104.870** On **2** Gp **a**

Lap	Elapsed Time	Lap Time	Lap Speed
1	1:48.896	1:48.896	99.442
2	3:32.155	1:43.259	104.870
3	5:15.673	1:43.518	104.608
4	6:59.676	1:44.003	104.120
5	8:43.199	1:43.523	104.603
6	10:27.010	1:43.811	104.313
7	12:11.960	1:44.950	103.181

2 36 Michael PEARSON

Total Time **12:16.929** Avg Speed **102.861** Behind **4.969**
 Best Time **1:44.128** Best Speed **103.995** On **2** Gp **a**

Lap	Elapsed Time	Lap Time	Lap Speed
1	1:49.878	1:49.878	98.553
2	3:34.006	1:44.128	103.995
3	5:18.634	1:44.628	103.498
4	7:03.554	1:44.920	103.210
5	8:47.828	1:44.274	103.849
6	10:32.138	1:44.310	103.814
7	12:16.929	1:44.791	103.337

3 6 William DUNLOP

Total Time **12:21.726** Avg Speed **102.196** Behind **9.766**
 Best Time **1:44.142** Best Speed **103.981** On **3** Gp **a**

Lap	Elapsed Time	Lap Time	Lap Speed
1	1:50.607	1:50.607	97.903
2	3:35.564	1:44.957	103.174
3	5:19.706	1:44.142	103.981
4	7:04.972	1:45.266	102.871
5	8:50.061	1:45.089	103.044
6	10:36.312	1:46.251	101.917
7	12:21.726	1:45.414	102.726

4 13 Adrian ARCHIBALD

Total Time **12:31.700** Avg Speed **100.840** Behind **19.740**
 Best Time **1:46.063** Best Speed **102.098** On **4** Gp **a**

Lap	Elapsed Time	Lap Time	Lap Speed
1	1:51.845	1:51.845	96.820
2	3:38.566	1:46.721	101.468
3	5:24.859	1:46.293	101.877
4	7:10.922	1:46.063	102.098
5	8:57.561	1:46.639	101.546
6	10:43.681	1:46.120	102.043
7	12:31.700	1:48.019	100.249

Race Classification

5 33 Steve MERCER

Total Time **12:35.066** Avg Speed **100.391** Behind **23.106**
 Best Time **1:46.522** Best Speed **101.658** On **6** Gp **a**

Lap	Elapsed Time	Lap Time	Lap Speed
1	1:53.800	1:53.800	95.156
2	3:40.623	1:46.823	101.371
3	5:27.168	1:46.545	101.636
4	7:14.374	1:47.206	101.009
5	9:01.377	1:47.003	101.201
6	10:47.899	1:46.522	101.658
7	12:35.066	1:47.167	101.046

6 71 Davy MORGAN

Total Time **12:37.215** Avg Speed **100.106** Behind **25.255**
 Best Time **1:46.754** Best Speed **101.437** On **5** Gp **a**

Lap	Elapsed Time	Lap Time	Lap Speed
1	1:53.026	1:53.026	95.808
2	3:40.536	1:47.510	100.724
3	5:28.341	1:47.805	100.448
4	7:15.505	1:47.164	101.049
5	9:02.259	1:46.754	101.437
6	10:49.161	1:46.902	101.297
7	12:37.215	1:48.054	100.217

7 101 Brian McCORMACK

Total Time **12:49.960** Avg Speed **98.449** Behind **38.000**
 Best Time **1:48.748** Best Speed **99.577** On **4** Gp **b**

Lap	Elapsed Time	Lap Time	Lap Speed
1	1:52.969	1:52.969	95.856
2	3:42.093	1:49.124	99.234
3	5:31.208	1:49.115	99.242
4	7:19.956	1:48.748	99.577
5	9:08.796	1:48.840	99.493
6	10:58.435	1:49.639	98.768
7	12:49.960	1:51.525	97.098

8 14 Ben WYLIE

Total Time **12:58.169** Avg Speed **97.410** Behind **46.209**
 Best Time **1:49.806** Best Speed **98.618** On **7** Gp **b**

Lap	Elapsed Time	Lap Time	Lap Speed
1	1:55.590	1:55.590	93.683
2	3:45.978	1:50.388	98.098
3	5:37.047	1:51.069	97.496
4	7:27.363	1:50.316	98.162
5	9:17.712	1:50.349	98.132
6	11:08.363	1:50.651	97.864
7	12:58.169	1:49.806	98.618



MCUI Ulster
Centre Timing
powered by
e-Laps timing software

www.elaps-timing.com



Coleraine Skip Hire & Recycling Armoy Road Races

SUPERBIKE

Race 9 - Coleraine Skip Hire & Recycling Race of Legends



DETAILED RESULT

Race Classification

9 114 Paul SHOESMITH

Total Time **13:13.144** Avg Speed **95.571** Behind **1:01.184**
Best Time **1:51.764** Best Speed **96.890** On **7** Gp **b**

Lap	Elapsed Time	Lap Time	Lap Speed
1	1:58.080	1:58.080	91.707
2	3:50.865	1:52.785	96.013
3	5:43.725	1:52.860	95.949
4	7:36.507	1:52.782	96.015
5	9:29.226	1:52.719	96.069
6	11:21.380	1:52.154	96.553
7	13:13.144	1:51.764	96.890

10 93 Paul CRANSTON

Total Time **13:21.993** Avg Speed **94.517** Behind **1:10.033**
Best Time **1:53.204** Best Speed **95.657** On **3** Gp **b**

Lap	Elapsed Time	Lap Time	Lap Speed
1	2:00.030	2:00.030	90.217
2	3:53.474	1:53.444	95.455
3	5:46.678	1:53.204	95.657
4	7:40.520	1:53.842	95.121
5	9:34.789	1:54.269	94.766
6	11:28.405	1:53.616	95.311
7	13:21.993	1:53.588	95.334

Not Classified

DNF 54 Corran SMYTH

Total Time **5:55.600** Avg Speed **91.357** Behind **4 Laps**
Best Time **1:55.579** Best Speed **93.692** On **2** Gp **c**

Lap	Elapsed Time	Lap Time	Lap Speed
1	2:01.525	2:01.525	89.108
2	3:57.104	1:55.579	93.692
3	5:55.600	1:58.496	91.385

DNF 2 Guy MARTIN

Total Time **6:07.966** Avg Speed **88.286** Behind **12.366**
Best Time **1:47.895** Best Speed **100.364** On **3** Gp **a**

Lap	Elapsed Time	Lap Time	Lap Speed
1	1:51.838	1:51.838	96.826
2	4:20.071	2:28.233	73.053
3	6:07.966	1:47.895	100.364

Not Classified

DNF 77 Ryan FARQUHAR

Total Time **3:34.445** Avg Speed **100.994** Behind **5 Laps**
Best Time **1:44.487** Best Speed **103.638** On **2** Gp **a**

Lap	Elapsed Time	Lap Time	Lap Speed
1	1:49.958	1:49.958	98.481
2	3:34.445	1:44.487	103.638

DNF 31 Shaun ANDERSON

Total Time **3:56.201** Avg Speed **91.691** Behind **21.756**
Best Time **1:54.870** Best Speed **94.270** On **2** Gp **b**

Lap	Elapsed Time	Lap Time	Lap Speed
1	2:01.331	2:01.331	89.250
2	3:56.201	1:54.870	94.270

DNF 16 John BURROWS

Total Time **2:05.548** Avg Speed **86.252** Behind **6 Laps**
Best Time **2:05.548** Best Speed **86.252** On **1** Gp **a**

Lap	Elapsed Time	Lap Time	Lap Speed
1	2:05.548	2:05.548	86.252



MCUI Ulster
Centre Timing
powered by
e-Laps timing software

www.elaps-timing.com



Coleraine Skip Hire & Recycling Armoy Road Races



SUPERBIKE

Race 9 - Coleraine Skip Hire & Recycling Race of Legends

LAP CHART

1

No	Name	G	Elapsed Time	Lap Time
3	Michael DUNLOP	a	1:48.896	1:48.896
36	Michael PEARSON	a	1:49.878	1:49.878
77	Ryan FARQUHAR	a	1:49.958	1:49.958
6	William DUNLOP	a	1:50.607	1:50.607
2	Guy MARTIN	a	1:51.838	1:51.838
13	Adrian ARCHIBALD	a	1:51.845	1:51.845
101	Brian McCORMACK	b	1:52.969	1:52.969
71	Davy MORGAN	a	1:53.026	1:53.026
33	Steve MERCER	a	1:53.800	1:53.800
14	Ben WYLIE	b	1:55.590	1:55.590
114	Paul SHOESMITH	b	1:58.080	1:58.080
93	Paul CRANSTON	b	2:00.030	2:00.030
31	Shaun ANDERSON	b	2:01.331	2:01.331
54	Corran SMYTH	c	2:01.525	2:01.525
16	John BURROWS	a	2:05.548	2:05.548

2

No	Name	G	Elapsed Time	Lap Time
3	Michael DUNLOP	a	3:32.155	1:43.259
36	Michael PEARSON	a	3:34.006	1:44.128
77	Ryan FARQUHAR	a	3:34.445	1:44.487
6	William DUNLOP	a	3:35.564	1:44.957
13	Adrian ARCHIBALD	a	3:38.566	1:46.721
71	Davy MORGAN	a	3:40.536	1:47.510
33	Steve MERCER	a	3:40.623	1:46.823
101	Brian McCORMACK	b	3:42.093	1:49.124
14	Ben WYLIE	b	3:45.978	1:50.388
114	Paul SHOESMITH	b	3:50.865	1:52.785
93	Paul CRANSTON	b	3:53.474	1:53.444
31	Shaun ANDERSON	b	3:56.201	1:54.870
54	Corran SMYTH	c	3:57.104	1:55.579
2	Guy MARTIN	a	4:20.071	2:28.233

3

No	Name	G	Elapsed Time	Lap Time
3	Michael DUNLOP	a	5:15.673	1:43.518
36	Michael PEARSON	a	5:18.634	1:44.628
6	William DUNLOP	a	5:19.706	1:44.142
13	Adrian ARCHIBALD	a	5:24.859	1:46.293
33	Steve MERCER	a	5:27.168	1:46.545
71	Davy MORGAN	a	5:28.341	1:47.805
101	Brian McCORMACK	b	5:31.208	1:49.115
14	Ben WYLIE	b	5:37.047	1:51.069
114	Paul SHOESMITH	b	5:43.725	1:52.860
93	Paul CRANSTON	b	5:46.678	1:53.204
54	Corran SMYTH	c	5:55.600	1:58.496
2	Guy MARTIN	a	6:07.966	1:47.895

4

No	Name	G	Elapsed Time	Lap Time
3	Michael DUNLOP	a	6:59.676	1:44.003
36	Michael PEARSON	a	7:03.554	1:44.920
6	William DUNLOP	a	7:04.972	1:45.266
13	Adrian ARCHIBALD	a	7:10.922	1:46.063
33	Steve MERCER	a	7:14.374	1:47.206
71	Davy MORGAN	a	7:15.505	1:47.164
101	Brian McCORMACK	b	7:19.956	1:48.748
14	Ben WYLIE	b	7:27.363	1:50.316
114	Paul SHOESMITH	b	7:36.507	1:52.782
93	Paul CRANSTON	b	7:40.520	1:53.842

5

No	Name	G	Elapsed Time	Lap Time
3	Michael DUNLOP	a	8:43.199	1:43.523
36	Michael PEARSON	a	8:47.828	1:44.274
6	William DUNLOP	a	8:50.061	1:45.089
13	Adrian ARCHIBALD	a	8:57.561	1:46.639
33	Steve MERCER	a	9:01.377	1:47.003
71	Davy MORGAN	a	9:02.259	1:46.754
101	Brian McCORMACK	b	9:08.796	1:48.840
14	Ben WYLIE	b	9:17.712	1:50.349
114	Paul SHOESMITH	b	9:29.226	1:52.719
93	Paul CRANSTON	b	9:34.789	1:54.269

6

No	Name	G	Elapsed Time	Lap Time
3	Michael DUNLOP	a	10:27.010	1:43.811
36	Michael PEARSON	a	10:32.138	1:44.310
6	William DUNLOP	a	10:36.312	1:46.251
13	Adrian ARCHIBALD	a	10:43.681	1:46.120
33	Steve MERCER	a	10:47.899	1:46.522
71	Davy MORGAN	a	10:49.161	1:46.902
101	Brian McCORMACK	b	10:58.435	1:49.639
14	Ben WYLIE	b	11:08.363	1:50.651
114	Paul SHOESMITH	b	11:21.380	1:52.154
93	Paul CRANSTON	b	11:28.405	1:53.616

7

No	Name	G	Elapsed Time	Lap Time
3	Michael DUNLOP	a	12:11.960	1:44.950
36	Michael PEARSON	a	12:16.929	1:44.791
6	William DUNLOP	a	12:21.726	1:45.414
13	Adrian ARCHIBALD	a	12:31.700	1:48.019
33	Steve MERCER	a	12:35.066	1:47.167
71	Davy MORGAN	a	12:37.215	1:48.054
101	Brian McCORMACK	b	12:49.960	1:51.525
14	Ben WYLIE	b	12:58.169	1:49.806
114	Paul SHOESMITH	b	13:13.144	1:51.764
93	Paul CRANSTON	b	13:21.993	1:53.588

COLERAINE SKIP HIRE ARMOY ROAD RACE

Sorted on Laps

SUPERBIKE

Armoys 3.008 Miles

R9: Coleraine Skip Hire & Recycling Race of Legends Grand Final

30/07/2011 16:50

Race (7 Laps) started at 15:34:08

Pos	Class	No.	Name	Machine	Sponsor	SpdTr Best
1	SBKR	3	Michael DUNLOP	Kawasaki	Street Sweep	159.646
2	SBKR	36	Michael PEARSON	BMW	D & G W Racing	159.961
3	SBKR	6	William DUNLOP	Honda	Wilson Craig Racing	157.173
4	SBKR	13	Adrian ARCHIBALD	Kawasaki	AMA Racing	155.220
5	SBKR	33	Steve MERCER	BMW	W A Corless / Jackson Racing	147.065
6	SBKR	71	Davy MORGAN	Suzuki	Strangford Holiday Park	150.333
7	SBKR	101	Brian McCORMACK	Kawasaki	CD Racing	142.546
8	SBKR	14	Ben WYLIE	Yamaha	Per Cup Coffee Company	150.055
9	SBKR	114	Paul SHOESMITH	BMW	Ice Valley BMW Motarrad	141.675
10	SBKR	93	Paul CRANSTON	Honda 600	P & J Fuel Haulage	138.414

Not classified ()

DNF	SBKR	54	Corran SMYTH	Suzuki	Crazy Cat Customs	132.864
DNF	SBKR	2	Guy MARTIN	Suzuki	Relentless Suzuki by TAS	155.220
DNF	SBKR	77	Ryan FARQUHAR	Kawasaki	KMR Kawasaki	154.629
DNF	SBKR	31	Shaun ANDERSON	Suzuki	ARD	140.815
DNF	SBKR	16	John BURROWS	Suzuki	Cookstown BE Racing	149.503

Margin of Victory

Avg. Speed

Best Lap Tm

Best Speed

Best Lap by

Promoted by Armoys Motorcycle Road Racing Club

Orbits

Provisional result to be confirmed by the Stewards of the Meeting subject to the completion of technical inspections and the time limit for protests.

MCUI (Ulster Centre) Timing www.elaps-timing.com



www.amb-it.com

www.mylaps.com

Licensed to: MCUI