

COLERAINE SKIP HIRE & RECYCLING ARMOY ROAD RACE


The Race of Legends

Friday 29th & Saturday 30th July 2011

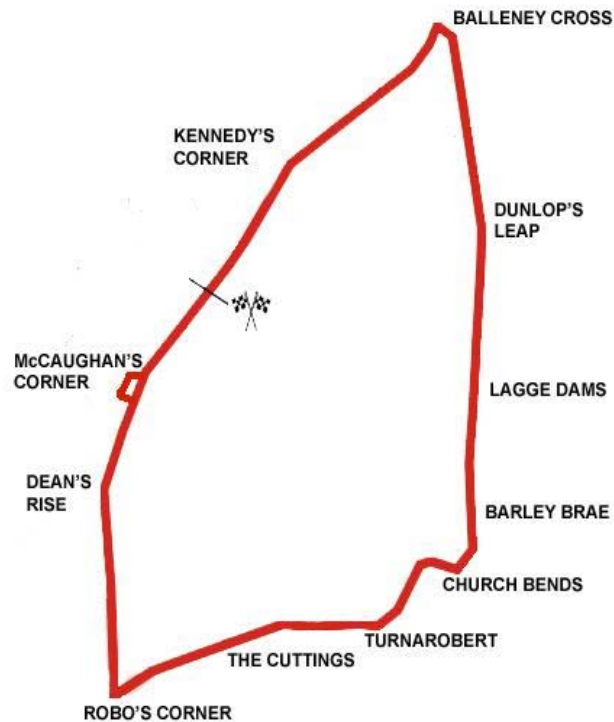
promoted by
Armoy Motorcycle Road Racing Club
www.amrrc.com



**CENTRA, BALLYMONEY 250cc GP
THE DIAMOND BAR SUPERSPORT 400
PERFECT AUTO VISION MOTO 450**



Armoy Circuit 3.008 miles



Lap Records

Class	Rider	Machine	m s	mph	Year
125cc	William Dunlop	Honda	2 02.397	88.473	2010
Moto 450	Ryan Farquhar	Kawasaki	2 02.940	88.082	2010
250cc	Davy Morgan	Honda	1 55.230	93.976	2010
Supersport 400	Vic Allan	Kawasaki	2 06.245	85.776	2010
Supertwins	Ryan Farquhar	Kawasaki 650	1 55.912	93.423	2010
Supersport	Keith Amor	Honda	1 46.855	101.341	2010
Superbike	Ryan Farquhar	Kawasaki	1 44.748	103.380	2010
Senior Support	Alan Bonner	Yamaha 600	1 53.302	95.575	2010
Junior Support	Dean Harrison	Kawasaki 650	2 00.858	89.599	2010
Classic 1000cc	Robert McCrum	Norton Weslake 950	2 08.268	84.423	2010
Classic 500cc	Billy Lyle	Honda	2 15.823	79.727	2010
Classic 350cc	Thomas Hogg	Honda	2 20.298	77.184	2010
Classic 250cc	Philip Shaw	Suzuki	2 24.586	74.895	2010

MOST WINS at ARMOY ROAD RACE

Ryan Farquhar	7	2009-10
Michael Dunlop	2	2009
William Dunlop	2	2010
Dean Harrison	2	2010

ALL TIME IRISH ROAD RACE WINNERS (after Athea 2011)

Most Wins at All Irish Road Race Meetings				Most Wins at Irish National Road Race Meetings			
1.	Ryan Farquhar	167	1995-11	1.	Ryan Farquhar	157	1995-11
2.	Joey Dunlop	156	1971-00	2.	Joey Dunlop	119	1971-00
3.	Robert Dunlop	135	1980-08	3.	Robert Dunlop	111	1980-08
4.	Ray McCullough	109	1960-82	4.	Ray McCullough	99	1960-82
	Phillip McCallen	109	1987-99	5.	Phillip McCallen	84	1987-99

Coleraine Skip Hire & Recycling Armoy Road Races

250cc GP, SUPERSPORT 400 & MOTO 450

Qualifying



Race 7A - Centra Ballymoney 250cc GP

Pos	Class	No	Name	Machine / Sponsor	Time	Best Lap		On	Total Laps
						Behind	Speed		
Qualifying Classification									
1	250R	71	Davy MORGAN	Honda - DM71 Supporters Club	1:56.685		92.804	3	5
2	250R	36	Paul ROBINSON	Honda - Roy Hanna	2:05.132	8.447	86.539	5	5
3	250R	58	Chris BARTON	Honda - BB Racing	2:05.578	8.893	86.232	4	5
4	250R	7	Ciaran DONNELLY	Honda	2:05.758	9.073	86.108	5	5
5	250R	4	Barry DAVIDSON	Honda	2:06.280	9.595	85.752	2	3
6	250R	101	Robert McCURUM	Honda - Johnston Racing	2:07.927	11.242	84.648	5	5
7	250R	25	Mark WADDELL	Honda	2:11.810	15.125	82.155	5	5

Race 7B - Diamond Bar Supersport 400cc


Pos	Class	No	Name	Machine / Sponsor	Time	Best Lap		On	Total Laps
						Behind	Speed		
Qualifying Classification									
1	400R	18	Vic ALLAN	Kawasaki 400	2:04.757		86.799	5	5
2	400R	27	James McCANN	Yamaha 400 - P.K. Racing	2:05.348	0.591	86.390	5	5
3	400R	59	Robbie LYALL	Kawasaki 400 - Fatspanner	2:06.809	2.052	85.395	4	5
4	400R	34	Robert McMULLAN	Kawasaki 400 - McMullan Racing	2:14.004	9.247	80.810	4	5
5	400R	79	John McALLISTER	Kawasaki 400 - Mac 2 Racing	2:16.036	11.279	79.602	4	5
6	400R	13	Paul MAGUIRE	Kawasaki 400 - SP	2:16.667	11.910	79.235	4	5
7	400R	38	Derek WILKIE	Kawasaki 400 - Fatspanner	2:17.117	12.360	78.975	3	5
8	400R	42	Brian LOUGHLIN	Honda 400	2:22.062	17.305	76.226	5	5

Race 7C - Perfect AV Moto 450

Pos	Class	No	Name	Machine / Sponsor	Time	Best Lap		On	Total Laps
						Behind	Speed		
Qualifying Classification									
1	M450	77	Ryan FARQUHAR	Kawasaki 450 - KMR Kawasaki	2:02.417		88.458	5	5
2	M450	97	Seamus ELLIOTT	Yamaha 450 - KZ Racing	2:06.755	4.338	85.431	5	5
3	M450	24	Craig SHIRLAW	Kawasaki 450 - Shirlaws Motorcycles	2:07.099	4.682	85.200	5	5
4	M450	35	Trevor FERGUSON	Yamaha 450	2:08.695	6.278	84.143	5	5
5	M450	138	Darren GILPIN	Honda 450	2:08.714	6.297	84.131	4	5
6	M450	171	Dave WALSH	KTM 450 - DRW Racing	2:15.088	12.671	80.161	5	5

Provisional result to be confirmed by the Stewards of the Meeting subject to completion of technical inspections & the time limit for protests

Page 1 / 1

Circuit	Armoy	Signed		Organising Club	Armoy MRRC
Length(miles)	3.0080		Chief Timekeeper	Qualifying Started	19:34
Weather	Sunny, 15°C, 72 %RH	Issued At:	19:47		
Track	Dry				

Coleraine Skip Hire & Recycling Armoy Road Races

250cc GP, SUPERSPORT 400 & MOTO 450
Qualifying



DETAILED RESULT

Race 7A - Centra Ballymoney 250cc GP

Qualifying Classification

Position

1 71 Davy MORGAN

250R Behind 3 Gp a

Best Time **1:56.685** Best Speed **92.804**

Lap	Elapsed Time	Lap Time	Lap Speed
1	3:34.910	3:34.910	50.388
2	5:35.684	2:00.774	89.662
3	7:32.369	1:56.685	92.804
4	9:30.115	1:57.746	91.967
5	11:28.044	1:57.929	91.825

2 36 Paul ROBINSON

250R Behind 5 Gp a

Best Time **2:05.132** Best Speed **86.539**

Lap	Elapsed Time	Lap Time	Lap Speed
1	2:52.696	2:52.696	62.704
2	5:01.962	2:09.266	83.771
3	7:09.083	2:07.121	85.185
4	9:14.350	2:05.267	86.446
5	11:19.482	2:05.132	86.539

3 58 Chris BARTON

250R Behind 4 Gp a

Best Time **2:05.578** Best Speed **86.232**

Lap	Elapsed Time	Lap Time	Lap Speed
1	2:32.134	2:32.134	71.179
2	4:38.811	2:06.677	85.484
3	6:45.636	2:06.825	85.384
4	8:51.214	2:05.578	86.232
5	10:56.874	2:05.660	86.175

4 7 Ciaran DONNELLY

250R Behind 5 Gp a

Best Time **2:05.758** Best Speed **86.108**

Lap	Elapsed Time	Lap Time	Lap Speed
1	2:35.092	2:35.092	69.822
2	4:45.648	2:10.556	82.944
3	6:53.571	2:07.923	84.651
4	8:59.624	2:06.053	85.907
5	11:05.382	2:05.758	86.108

Race 7A - Centra Ballymoney 250cc GP

Qualifying Classification

Position

5 4 Barry DAVIDSON

250R Behind 2 Gp a

Best Time **2:06.280** Best Speed **85.752**

Lap	Elapsed Time	Lap Time	Lap Speed
1	2:31.031	2:31.031	71.699
2	4:37.311	2:06.280	85.752
3	6:53.208	2:15.897	79.684

6 101 Robert McCRUM

250R Behind 5 Gp a

Best Time **2:07.927** Best Speed **84.648**

Lap	Elapsed Time	Lap Time	Lap Speed
1	3:10.366	3:10.366	56.884
2	5:25.520	2:15.154	80.122
3	7:37.249	2:11.729	82.205
4	9:47.588	2:10.339	83.082
5	11:55.515	2:07.927	84.648

7 25 Mark WADDELL

250R Behind 5 Gp a

Best Time **2:11.810** Best Speed **82.155**

Lap	Elapsed Time	Lap Time	Lap Speed
1	2:33.035	2:33.035	70.760
2	4:46.416	2:13.381	81.187
3	7:00.359	2:13.943	80.846
4	9:13.789	2:13.430	81.157
5	11:25.599	2:11.810	82.155

Coleraine Skip Hire & Recycling Armoy Road Races

250cc GP, SUPERSPORT 400 & MOTO 450
Qualifying



DETAILED RESULT

Race 7B - Diamond Bar Supersport 400cc

Qualifying Classification

Position

1 18 Vic ALLAN

400R Behind
Best Time **2:04.757** Best Speed **86.799** On 5 Gp a

Lap	Elapsed Time	Lap Time	Lap Speed
1	3:04.068	3:04.068	58.830
2	5:13.719	2:09.651	83.523
3	7:22.161	2:08.442	84.309
4	9:29.419	2:07.258	85.093
5	11:34.176	2:04.757	86.799

2 27 James McCANN

400R Behind **0.591**
Best Time **2:05.348** Best Speed **86.390** On 5 Gp a

Lap	Elapsed Time	Lap Time	Lap Speed
1	2:11.919	2:11.919	82.087
2	4:20.245	2:08.326	84.385
3	6:27.340	2:07.095	85.202
4	8:34.147	2:06.807	85.396
5	10:39.495	2:05.348	86.390

3 59 Robbie LYALL

400R Behind **2.052**
Best Time **2:06.809** Best Speed **85.395** On 4 Gp a

Lap	Elapsed Time	Lap Time	Lap Speed
1	2:38.329	2:38.329	68.394
2	4:47.482	2:09.153	83.845
3	6:56.478	2:08.996	83.947
4	9:03.287	2:06.809	85.395
5	11:11.139	2:07.852	84.698

4 34 Robert McMULLAN

400R Behind **9.247**
Best Time **2:14.004** Best Speed **80.810** On 4 Gp a

Lap	Elapsed Time	Lap Time	Lap Speed
1	2:55.336	2:55.336	61.760
2	5:12.581	2:17.245	78.901
3	7:26.990	2:14.409	80.566
4	9:40.994	2:14.004	80.810
5	11:55.159	2:14.165	80.713

Race 7B - Diamond Bar Supersport 400cc

Qualifying Classification

Position

5 79 John McALLISTER

400R Behind **11.279**
Best Time **2:16.036** Best Speed **79.602** On 4 Gp a

Lap	Elapsed Time	Lap Time	Lap Speed
1	2:58.496	2:58.496	60.667
2	5:15.678	2:17.182	78.937
3	7:31.778	2:16.100	79.565
4	9:47.814	2:16.036	79.602
5	12:04.075	2:16.261	79.471

6 13 Paul MAGUIRE

400R Behind **11.910**
Best Time **2:16.667** Best Speed **79.235** On 4 Gp a

Lap	Elapsed Time	Lap Time	Lap Speed
1	3:27.325	3:27.325	52.231
2	5:47.980	2:20.655	76.988
3	8:08.216	2:20.236	77.218
4	10:24.883	2:16.667	79.235
5	12:42.686	2:17.803	78.582

7 38 Derek WILKIE

400R Behind **12.360**
Best Time **2:17.117** Best Speed **78.975** On 3 Gp a

Lap	Elapsed Time	Lap Time	Lap Speed
1	2:38.602	2:38.602	68.277
2	4:56.370	2:17.768	78.602
3	7:13.487	2:17.117	78.975
4	9:32.278	2:18.791	78.022
5	11:50.718	2:18.440	78.220

8 42 Brian LOUGHLIN

400R Behind **17.305**
Best Time **2:22.062** Best Speed **76.226** On 5 Gp a

Lap	Elapsed Time	Lap Time	Lap Speed
1	3:12.989	3:12.989	56.111
2	5:38.674	2:25.685	74.330
3	8:01.014	2:22.340	76.077
4	10:23.415	2:22.401	76.044
5	12:45.477	2:22.062	76.226

Coleraine Skip Hire & Recycling Armoy Road Races

250cc GP, SUPERSPORT 400 & MOTO 450

Qualifying



DETAILED RESULT

Race 7C - Perfect AV Moto 450

Qualifying Classification

Position

1 77 Ryan FARQUHAR

M450 Behind

Best Time **2:02.417** Best Speed **88.458** On **5** Gp **a**

Lap	Elapsed Time	Lap Time	Lap Speed
1	3:20.488	3:20.488	54.012
2	5:26.178	2:05.690	86.155
3	7:31.136	2:04.958	86.660
4	9:34.198	2:03.062	87.995
5	11:36.615	2:02.417	88.458

2 97 Seamus ELLIOTT

M450 Behind **4.338**

Best Time **2:06.755** Best Speed **85.431** On **5** Gp **a**

Lap	Elapsed Time	Lap Time	Lap Speed
1	3:27.360	3:27.360	52.222
2	5:37.926	2:10.566	82.937
3	7:45.905	2:07.979	84.614
4	9:53.273	2:07.368	85.020
5	12:00.028	2:06.755	85.431

3 24 Craig SHIRLAW

M450 Behind **4.682**

Best Time **2:07.099** Best Speed **85.200** On **5** Gp **a**

Lap	Elapsed Time	Lap Time	Lap Speed
1	3:21.245	3:21.245	53.809
2	5:30.130	2:08.885	84.019
3	7:38.208	2:08.078	84.548
4	9:47.220	2:09.012	83.936
5	11:54.319	2:07.099	85.200

4 35 Trevor FERGUSON

M450 Behind **6.278**

Best Time **2:08.695** Best Speed **84.143** On **5** Gp **a**

Lap	Elapsed Time	Lap Time	Lap Speed
1	2:59.203	2:59.203	60.428
2	5:10.993	2:11.790	82.167
3	7:21.839	2:10.846	82.760
4	9:32.352	2:10.513	82.971
5	11:41.047	2:08.695	84.143

Race 7C - Perfect AV Moto 450

Qualifying Classification

Position

5 138 Darren GILPIN

M450 Behind **6.297**

Best Time **2:08.714** Best Speed **84.131** On **4** Gp **a**

Lap	Elapsed Time	Lap Time	Lap Speed
1	3:10.044	3:10.044	56.980
2	5:21.579	2:11.535	82.326
3	7:31.384	2:09.805	83.424
4	9:40.098	2:08.714	84.131
5	11:49.430	2:09.332	83.729

6 171 Dave WALSH

M450 Behind **12.671**

Best Time **2:15.088** Best Speed **80.161** On **5** Gp **a**

Lap	Elapsed Time	Lap Time	Lap Speed
1	3:27.792	3:27.792	52.114
2	5:48.381	2:20.589	77.025
3	8:05.301	2:16.920	79.089
4	10:20.615	2:15.314	80.027
5	12:35.703	2:15.088	80.161

Coleraine Skip Hire & Recycling Armoy Road Races

250cc GP, SUPERSPORT 400 & MOTO 450
Qualifying



DETAILED RESULT

Race 7A - Centra Ballymoney 250cc GP

Qualifying Classification

Position

1 71 Davy MORGAN

250R Behind 8.893
Best Time **1:56.685** Best Speed **92.804** On 3 Gp a

Lap	Elapsed Time	Lap Time	Lap Speed
1	3:34.910	3:34.910	50.388
2	5:35.684	2:00.774	89.662
3	7:32.369	1:56.685	92.804
4	9:30.115	1:57.746	91.967
5	11:28.044	1:57.929	91.825

2 36 Paul ROBINSON

250R Behind 8.447
Best Time **2:05.132** Best Speed **86.539** On 5 Gp a

Lap	Elapsed Time	Lap Time	Lap Speed
1	2:52.696	2:52.696	62.704
2	5:01.962	2:09.266	83.771
3	7:09.083	2:07.121	85.185
4	9:14.350	2:05.267	86.446
5	11:19.482	2:05.132	86.539

3 58 Chris BARTON

250R Behind 8.893
Best Time **2:05.578** Best Speed **86.232** On 4 Gp a

Lap	Elapsed Time	Lap Time	Lap Speed
1	2:32.134	2:32.134	71.179
2	4:38.811	2:06.677	85.484
3	6:45.636	2:06.825	85.384
4	8:51.214	2:05.578	86.232
5	10:56.874	2:05.660	86.175

4 7 Ciaran DONNELLY

250R Behind 9.073
Best Time **2:05.758** Best Speed **86.108** On 5 Gp a

Lap	Elapsed Time	Lap Time	Lap Speed
1	2:35.092	2:35.092	69.822
2	4:45.648	2:10.556	82.944
3	6:53.571	2:07.923	84.651
4	8:59.624	2:06.053	85.907
5	11:05.382	2:05.758	86.108

Race 7A - Centra Ballymoney 250cc GP

Qualifying Classification

Position

5 4 Barry DAVIDSON

250R Behind 9.595
Best Time **2:06.280** Best Speed **85.752** On 2 Gp a

Lap	Elapsed Time	Lap Time	Lap Speed
1	2:31.031	2:31.031	71.699
2	4:37.311	2:06.280	85.752
3	6:53.208	2:15.897	79.684

6 101 Robert McCRUM

250R Behind 11.242
Best Time **2:07.927** Best Speed **84.648** On 5 Gp a

Lap	Elapsed Time	Lap Time	Lap Speed
1	3:10.366	3:10.366	56.884
2	5:25.520	2:15.154	80.122
3	7:37.249	2:11.729	82.205
4	9:47.588	2:10.339	83.082
5	11:55.515	2:07.927	84.648

7 25 Mark WADDELL

250R Behind 15.125
Best Time **2:11.810** Best Speed **82.155** On 5 Gp a

Lap	Elapsed Time	Lap Time	Lap Speed
1	2:33.035	2:33.035	70.760
2	4:46.416	2:13.381	81.187
3	7:00.359	2:13.943	80.846
4	9:13.789	2:13.430	81.157
5	11:25.599	2:11.810	82.155

Coleraine Skip Hire & Recycling Armoy Road Races

250cc GP, SUPERSPORT 400 & MOTO 450
Qualifying



DETAILED RESULT

Race 7B - Diamond Bar Supersport 400cc

Qualifying Classification

Position

1 18 Vic ALLAN

400R Behind
Best Time **2:04.757** Best Speed **86.799** On 5 Gp a

Lap	Elapsed Time	Lap Time	Lap Speed
1	3:04.068	3:04.068	58.830
2	5:13.719	2:09.651	83.523
3	7:22.161	2:08.442	84.309
4	9:29.419	2:07.258	85.093
5	11:34.176	2:04.757	86.799

2 27 James McCANN

400R Behind **0.591**
Best Time **2:05.348** Best Speed **86.390** On 5 Gp a

Lap	Elapsed Time	Lap Time	Lap Speed
1	2:11.919	2:11.919	82.087
2	4:20.245	2:08.326	84.385
3	6:27.340	2:07.095	85.202
4	8:34.147	2:06.807	85.396
5	10:39.495	2:05.348	86.390

3 59 Robbie LYALL

400R Behind **2.052**
Best Time **2:06.809** Best Speed **85.395** On 4 Gp a

Lap	Elapsed Time	Lap Time	Lap Speed
1	2:38.329	2:38.329	68.394
2	4:47.482	2:09.153	83.845
3	6:56.478	2:08.996	83.947
4	9:03.287	2:06.809	85.395
5	11:11.139	2:07.852	84.698

4 34 Robert McMULLAN

400R Behind **9.247**
Best Time **2:14.004** Best Speed **80.810** On 4 Gp a

Lap	Elapsed Time	Lap Time	Lap Speed
1	2:55.336	2:55.336	61.760
2	5:12.581	2:17.245	78.901
3	7:26.990	2:14.409	80.566
4	9:40.994	2:14.004	80.810
5	11:55.159	2:14.165	80.713

Race 7B - Diamond Bar Supersport 400cc

Qualifying Classification

Position

5 79 John McALLISTER

400R Behind **11.279**
Best Time **2:16.036** Best Speed **79.602** On 4 Gp a

Lap	Elapsed Time	Lap Time	Lap Speed
1	2:58.496	2:58.496	60.667
2	5:15.678	2:17.182	78.937
3	7:31.778	2:16.100	79.565
4	9:47.814	2:16.036	79.602
5	12:04.075	2:16.261	79.471

6 13 Paul MAGUIRE

400R Behind **11.910**
Best Time **2:16.667** Best Speed **79.235** On 4 Gp a

Lap	Elapsed Time	Lap Time	Lap Speed
1	3:27.325	3:27.325	52.231
2	5:47.980	2:20.655	76.988
3	8:08.216	2:20.236	77.218
4	10:24.883	2:16.667	79.235
5	12:42.686	2:17.803	78.582

7 38 Derek WILKIE

400R Behind **12.360**
Best Time **2:17.117** Best Speed **78.975** On 3 Gp a

Lap	Elapsed Time	Lap Time	Lap Speed
1	2:38.602	2:38.602	68.277
2	4:56.370	2:17.768	78.602
3	7:13.487	2:17.117	78.975
4	9:32.278	2:18.791	78.022
5	11:50.718	2:18.440	78.220

8 42 Brian LOUGHLIN

400R Behind **17.305**
Best Time **2:22.062** Best Speed **76.226** On 5 Gp a

Lap	Elapsed Time	Lap Time	Lap Speed
1	3:12.989	3:12.989	56.111
2	5:38.674	2:25.685	74.330
3	8:01.014	2:22.340	76.077
4	10:23.415	2:22.401	76.044
5	12:45.477	2:22.062	76.226

Coleraine Skip Hire & Recycling Armoy Road Races

250cc GP, SUPERSPORT 400 & MOTO 450

Qualifying



DETAILED RESULT

Race 7C - Perfect AV Moto 450

Qualifying Classification

Position

1 77 Ryan FARQUHAR

M450 Behind
Best Time **2:02.417** Best Speed **88.458** On **5** Gp **a**

Lap	Elapsed Time	Lap Time	Lap Speed
1	3:20.488	3:20.488	54.012
2	5:26.178	2:05.690	86.155
3	7:31.136	2:04.958	86.660
4	9:34.198	2:03.062	87.995
5	11:36.615	2:02.417	88.458

2 97 Seamus ELLIOTT

M450 Behind **4.338**
Best Time **2:06.755** Best Speed **85.431** On **5** Gp **a**

Lap	Elapsed Time	Lap Time	Lap Speed
1	3:27.360	3:27.360	52.222
2	5:37.926	2:10.566	82.937
3	7:45.905	2:07.979	84.614
4	9:53.273	2:07.368	85.020
5	12:00.028	2:06.755	85.431

3 24 Craig SHIRLAW

M450 Behind **4.682**
Best Time **2:07.099** Best Speed **85.200** On **5** Gp **a**

Lap	Elapsed Time	Lap Time	Lap Speed
1	3:21.245	3:21.245	53.809
2	5:30.130	2:08.885	84.019
3	7:38.208	2:08.078	84.548
4	9:47.220	2:09.012	83.936
5	11:54.319	2:07.099	85.200

4 35 Trevor FERGUSON

M450 Behind **6.278**
Best Time **2:08.695** Best Speed **84.143** On **5** Gp **a**

Lap	Elapsed Time	Lap Time	Lap Speed
1	2:59.203	2:59.203	60.428
2	5:10.993	2:11.790	82.167
3	7:21.839	2:10.846	82.760
4	9:32.352	2:10.513	82.971
5	11:41.047	2:08.695	84.143

Race 7C - Perfect AV Moto 450

Qualifying Classification

Position

5 138 Darren GILPIN

M450 Behind **6.297**
Best Time **2:08.714** Best Speed **84.131** On **4** Gp **a**

Lap	Elapsed Time	Lap Time	Lap Speed
1	3:10.044	3:10.044	56.980
2	5:21.579	2:11.535	82.326
3	7:31.384	2:09.805	83.424
4	9:40.098	2:08.714	84.131
5	11:49.430	2:09.332	83.729

6 171 Dave WALSH

M450 Behind **12.671**
Best Time **2:15.088** Best Speed **80.161** On **5** Gp **a**

Lap	Elapsed Time	Lap Time	Lap Speed
1	3:27.792	3:27.792	52.114
2	5:48.381	2:20.589	77.025
3	8:05.301	2:16.920	79.089
4	10:20.615	2:15.314	80.027
5	12:35.703	2:15.088	80.161

COLERAINE SKIP HIRE ARMOY ROAD RACE

Sorted on Best Lap time

250cc GP, SUPERSPORT 400 & MOTO 450

Armoey 3.008 Miles

Qualifying

29/07/2011 18:40

Practice started at 19:34:17

Pos	Class	No.	Name	Machine	Sponsor	SpdTr Best
250R						
1	250R	71	Davy MORGAN	Honda	DM71 Supporters Club	139.245
2	250R	36	Paul ROBINSON	Honda	Roy Hanna Motors	134.293
3	250R	58	Chris BARTON	Honda	BB Racing	127.742
4	250R	7	Ciaran DONNELLY	Honda		127.943
5	250R	4	Barry DAVIDSON	Honda	Cleaver Browne	129.992
6	250R	101	Robert McCRUM	Honda	Johnston Racing	124.223
7	250R	25	Mark WADDELL	Honda		123.939
8	250R	57	Ian MORRELL	Honda		17.758
400R						
1	400R	18	Vic ALLAN	Kawasaki 400		130.305
2	400R	27	James McCANN	Yamaha 400	P.K. Racing	127.241
3	400R	59	Robbie LYALL	Kawasaki 400	Fatspanner	129.784
4	400R	34	Robert McMULLAN	Kawasaki 400	McMullan Racing	119.735
5	400R	79	John McALLISTER	Kawasaki 400	Mac 2 Racing	123.939
6	400R	13	Paul MAGUIRE	Kawasaki 400	SP	117.058
7	400R	38	Derek WILKIE	Kawasaki 400	Fatspanner	124.892
8	400R	42	Brian LOUGHLIN	Honda 400		110.826
M450						
1	M450	77	Ryan FARQUHAR	Kawasaki 450	KMR Kawasaki	124.892
2	M450	97	Seamus ELLIOTT	Yamaha 450	KZ Racing	119.735
3	M450	24	Craig SHIRLAW	Kawasaki 450	Shirlaws Motorcycles	118.945
4	M450	35	Trevor FERGUSON	Yamaha 450		118.425
5	M450	138	Darren GILPIN	Honda 450		122.351
6	M450	171	Dave WALSH	KTM 450	DRW Racing	114.904

COLERAINE SKIP HIRE ARMOY ROAD RACE

250cc GP, SUPERSPORT 400 & MOTO 450

Armoys 3.008 Miles

R7: Centra Ballymoney 250cc/Diamond Bar 400cc/Perfect AV Moto 450

30/07/2011 14:30

Race (8 Laps)

Race 7 - 250cc GP / 400cc/ 450cc

42 C	38 B	13 A	11
79 B	34 A	C	10
59 C	27 B	18 A	9
<hr/>			
	B	A	8
C	B	171 A	7
138 B	35 A	B	6
24 C	97 B	77 A	5
<hr/>			
	B	A	4
57 C	25 B	101 A	3
4 B	7 A	A	2
58 C	36 B	71 A	1
		POLE POSITION	

Coleraine Skip Hire & Recycling Armoy Road Races

250cc GP, SUPERSPORT 400 & MOTO 450

Race 7 - 250cc GP, SUPERSPORT 400 & MOTO 450



Race 7A - Centra Ballymoney 250cc GP

-----Best Lap-----

Pos	Class	No	Name	Machine / Sponsor	Gp	Laps	Total Time	Behind	Speed	Time	Speed	On
-----	-------	----	------	-------------------	----	------	------------	--------	-------	------	-------	----

Race Classification

1	250R	71	Davy MORGAN	Honda - DM71 Supporters Club	a	7	13:50.588		91.263	1:54.978	94.181	2
2	250R	57	Ian MORRELL	Honda	a	7	14:14.124	23.536	88.748	1:59.469	90.641	7
3	250R	4	Barry DAVIDSON	Honda	a	7	14:14.227	23.639	88.737	1:58.566	91.331	7
4	250R	101	Robert McCRUM	Honda - Johnston Racing	a	7	14:34.014	43.426	86.728	2:01.180	89.361	6
5	250R	6	William DUNLOP	Honda - MD	a	7	14:35.687	45.099	86.562	1:55.035	94.135	2
6	250R	58	Chris BARTON	Honda - BB Racing	a	7	14:38.003	47.415	86.334	2:03.190	87.903	7
7	250R	25	Mark WADDELL	Honda	a	7	15:08.034	1:17.446	83.479	2:07.400	84.998	7

Fastest Lap / New Lap Record 94.181 mph (Previously 93.902 mph)

250R	71	Davy MORGAN	Honda - DM71 Supporters Club	a						1:54.978	94.181	2
------	----	-------------	------------------------------	---	--	--	--	--	--	----------	--------	---

Race 7B - Diamond Bar Supersport 400cc

-----Best Lap-----

Pos	Class	No	Name	Machine / Sponsor	Gp	Laps	Total Time	Behind	Speed	Time	Speed	On
-----	-------	----	------	-------------------	----	------	------------	--------	-------	------	-------	----

Race Classification

1	400R	18	Vic ALLAN	Kawasaki 400	c	7	14:31.614		86.967	2:02.615	88.315	5
2	400R	59	Robbie LYALL	Kawasaki 400 - Fatspanner	c	7	14:33.014	1.400	86.827	2:02.187	88.625	6
3	400R	27	James McCANN	Yamaha 400 - P.K. Racing	c	7	14:39.133	7.519	86.223	2:04.237	87.162	3
4	400R	13	Paul MAGUIRE	Kawasaki 400 - SP	c	6	13:26.928	1 Lap	80.519	2:11.124	82.584	6
5	400R	38	Derek WILKIE	Kawasaki 400 - Fatspanner	c	6	13:32.926	5.998	79.925	2:13.043	81.393	6
6	400R	34	Robert McMULLAN	Kawasaki 400 - McMullan Racing	c	6	13:33.033	6.105	79.914	2:12.566	81.686	6
7	400R	79	John McALLISTER	Kawasaki 400 - Mac 2 Racing	c	6	13:36.376	9.448	79.587	2:13.399	81.176	3
8	400R	42	Brian LOUGHLIN	Honda 400	c	6	14:18.375	51.447	75.693	2:19.545	77.601	6

Fastest Lap / New Lap Record 88.625 mph (Previously 85.776 mph)

400R	59	Robbie LYALL	Kawasaki 400 - Fatspanner	c						2:02.187	88.625	6
------	----	--------------	---------------------------	---	--	--	--	--	--	----------	--------	---

Race 7C - Perfect AV Moto 450

-----Best Lap-----

Pos	Class	No	Name	Machine / Sponsor	Gp	Laps	Total Time	Behind	Speed	Time	Speed	On
-----	-------	----	------	-------------------	----	------	------------	--------	-------	------	-------	----

Race Classification

1	M450	77	Ryan FARQUHAR	Kawasaki 450 - KMR Kawasaki	b	7	14:19.685		88.174	2:00.910	89.561	6
2	M450	97	Seamus ELLIOTT	Yamaha 450 - KZ Racing	b	7	14:40.054	20.369	86.133	2:03.511	87.675	7
3	M450	24	Craig SHIRLAW	Kawasaki 450 - Shirlaws Motorcycles	b	7	14:40.127	20.442	86.126	2:02.831	88.160	6
4	M450	138	Darren GILPIN	Honda 450	b	7	14:47.766	28.081	85.385	2:04.948	86.666	6
5	M450	171	Dave WALSH	KTM 450 - DRW Racing	b	6	13:33.968	1 Lap	79.822	2:13.438	81.152	6


Fastest Lap / New Lap Record 89.561 mph (Previously 88.082 mph)

M450	77	Ryan FARQUHAR	Kawasaki 450 - KMR Kawasaki	b						2:00.910	89.561	6
------	----	---------------	-----------------------------	---	--	--	--	--	--	----------	--------	---

Not Classified

DNF	M450	35	Trevor FERGUSON	Yamaha 450	b	3	6:27.133	4 Laps	83.915	2:07.034	85.243	2
-----	------	----	-----------------	------------	---	---	----------	--------	--------	----------	--------	---

Provisional result to be confirmed by the Stewards of the Meeting subject to completion of technical inspections & the time limit for protests

Circuit	Armoy	Signed		Organising Club	Armoy MRRC
Length(miles)	3.0080		Chief Timekeeper	Race Started	14:35
Weather	Cloudy, 17°C, 77%RH	Issued At:	15:21	Gp Time Diff - b	18.43 / c 36.61
Track	Dry				



MCUI Ulster
Centre Timing
powered by
e-Laps timing software
www.elaps-timing.com



Coleraine Skip Hire & Recycling Armoy Road Races

250cc GP, SUPERSPORT 400 & MOTO 450

Race 7 - 250cc GP, SUPERSPORT 400 & MOTO 450



DETAILED RESULT

Race 7A - Centra Ballymoney 250cc GF

Race Classification

1 71 Davy MORGAN

Total Time **13:50.588** Avg Speed **91.263** Behind
Best Time **1:54.978** Best Speed **94.181** On **2** Gp **a**

Lap	Elapsed Time	Lap Time	Lap Speed
1	2:03.203	2:03.203	87.894
2	3:58.181	1:54.978	94.181
3	5:55.169	1:56.988	92.563
4	7:53.131	1:57.962	91.799
5	9:52.044	1:58.913	91.065
6	11:52.060	2:00.016	90.228
7	13:50.588	1:58.528	91.361

2 57 Ian MORRELL

Total Time **14:14.124** Avg Speed **88.748** Behind **23.536**
Best Time **1:59.469** Best Speed **90.641** On **7** Gp **a**

Lap	Elapsed Time	Lap Time	Lap Speed
1	2:08.703	2:08.703	84.138
2	4:10.547	2:01.844	88.874
3	6:12.065	2:01.518	89.113
4	8:13.713	2:01.648	89.017
5	10:14.503	2:00.790	89.650
6	12:14.655	2:00.152	90.126
7	14:14.124	1:59.469	90.641

3 4 Barry DAVIDSON

Total Time **14:14.227** Avg Speed **88.737** Behind **23.639**
Best Time **1:58.566** Best Speed **91.331** On **7** Gp **a**

Lap	Elapsed Time	Lap Time	Lap Speed
1	2:08.591	2:08.591	84.211
2	4:11.291	2:02.700	88.254
3	6:12.896	2:01.605	89.049
4	8:13.822	2:00.926	89.549
5	10:15.119	2:01.297	89.275
6	12:15.661	2:00.542	89.834
7	14:14.227	1:58.566	91.331

4 101 Robert McCRUM

Total Time **14:34.014** Avg Speed **86.728** Behind **43.426**
Best Time **2:01.180** Best Speed **89.361** On **6** Gp **a**

Lap	Elapsed Time	Lap Time	Lap Speed
1	2:13.749	2:13.749	80.964
2	4:20.136	2:06.387	85.680
3	6:24.261	2:04.125	87.241
4	8:27.531	2:03.270	87.846
5	10:31.483	2:03.952	87.363
6	12:32.663	2:01.180	89.361
7	14:34.014	2:01.351	89.235

Race 7A - Centra Ballymoney 250cc GF

Race Classification

5 6 William DUNLOP

Total Time **14:35.687** Avg Speed **86.562** Behind **45.099**
Best Time **1:55.035** Best Speed **94.135** On **2** Gp **a**

Lap	Elapsed Time	Lap Time	Lap Speed
1	2:03.209	2:03.209	87.890
2	3:58.244	1:55.035	94.135
3	6:09.330	2:11.086	82.608
4	8:17.788	2:08.458	84.298
5	10:24.555	2:06.767	85.423
6	12:31.844	2:07.289	85.073
7	14:35.687	2:03.843	87.440

6 58 Chris BARTON

Total Time **14:38.003** Avg Speed **86.334** Behind **47.415**
Best Time **2:03.190** Best Speed **87.903** On **7** Gp **a**

Lap	Elapsed Time	Lap Time	Lap Speed
1	2:10.601	2:10.601	82.915
2	4:15.305	2:04.704	86.836
3	6:20.412	2:05.107	86.556
4	8:26.182	2:05.770	86.100
5	10:31.622	2:05.440	86.327
6	12:34.813	2:03.191	87.903
7	14:38.003	2:03.190	87.903

7 25 Mark WADDELL

Total Time **15:08.034** Avg Speed **83.479** Behind **1:17.446**
Best Time **2:07.400** Best Speed **84.998** On **7** Gp **a**

Lap	Elapsed Time	Lap Time	Lap Speed
1	2:17.675	2:17.675	78.655
2	4:26.202	2:08.527	84.253
3	6:35.384	2:09.182	83.826
4	8:43.236	2:07.852	84.698
5	10:52.848	2:09.612	83.548
6	13:00.634	2:07.786	84.742
7	15:08.034	2:07.400	84.998



MCUI Ulster
Centre Timing
powered by
e-Laps timing software

www.elaps-timing.com



Coleraine Skip Hire & Recycling Armoy Road Races

250cc GP, SUPERSPORT 400 & MOTO 450

Race 7 - 250cc GP, SUPERSPORT 400 & MOTO 450



DETAILED RESULT

Race 7B - Diamond Bar Supersport 400

Race Classification

1	18 Vic ALLAN
Total Time	14:31.614 Avg Speed 86.967 Behind
Best Time	2:02.615 Best Speed 88.315 On 5 Gp c
Lap	Elapsed Time Lap Time Lap Speed
1	2:11.124 2:11.124 82.584
2	4:15.060 2:03.936 87.374
3	6:19.724 2:04.664 86.864
4	8:22.758 2:03.034 88.015
5	10:25.373 2:02.615 88.315
6	12:28.415 2:03.042 88.009
7	14:31.614 2:03.199 87.897

2	59 Robbie LYALL
Total Time	14:33.014 Avg Speed 86.827 Behind 1.400
Best Time	2:02.187 Best Speed 88.625 On 6 Gp c
Lap	Elapsed Time Lap Time Lap Speed
1	2:12.445 2:12.445 81.761
2	4:16.358 2:03.913 87.390
3	6:20.965 2:04.607 86.904
4	8:23.528 2:02.563 88.353
5	10:26.587 2:03.059 87.997
6	12:28.774 2:02.187 88.625
7	14:33.014 2:04.240 87.160

3	27 James McCANN
Total Time	14:39.133 Avg Speed 86.223 Behind 7.519
Best Time	2:04.237 Best Speed 87.162 On 3 Gp c
Lap	Elapsed Time Lap Time Lap Speed
1	2:10.759 2:10.759 82.815
2	4:15.790 2:05.031 86.609
3	6:20.027 2:04.237 87.162
4	8:24.422 2:04.395 87.052
5	10:28.775 2:04.353 87.081
6	12:33.203 2:04.428 87.029
7	14:39.133 2:05.930 85.991

5	13 Paul MAGUIRE
Total Time	13:26.928 Avg Speed 80.519 Behind 1 Lap
Best Time	2:11.124 Best Speed 82.584 On 6 Gp c
Lap	Elapsed Time Lap Time Lap Speed
1	2:22.092 2:22.092 76.210
2	4:35.860 2:13.768 80.952
3	6:47.339 2:11.479 82.361
4	9:01.099 2:13.760 80.957
5	11:15.804 2:14.705 80.389
6	13:26.928 2:11.124 82.584

Race 7B - Diamond Bar Supersport 400

Race Classification

6	38 Derek WILKIE
Total Time	13:32.926 Avg Speed 79.925 Behind 5.998
Best Time	2:13.043 Best Speed 81.393 On 6 Gp c
Lap	Elapsed Time Lap Time Lap Speed
1	2:21.223 2:21.223 76.679
2	4:37.011 2:15.788 79.748
3	6:51.275 2:14.264 80.653
4	9:06.478 2:15.203 80.093
5	11:19.883 2:13.405 81.172
6	13:32.926 2:13.043 81.393

7	34 Robert McMULLAN
Total Time	13:33.033 Avg Speed 79.914 Behind 6.105
Best Time	2:12.566 Best Speed 81.686 On 6 Gp c
Lap	Elapsed Time Lap Time Lap Speed
1	2:24.120 2:24.120 75.137
2	4:39.103 2:14.983 80.223
3	6:52.088 2:12.985 81.429
4	9:06.748 2:14.660 80.416
5	11:20.467 2:13.719 80.982
6	13:33.033 2:12.566 81.686

8	79 John McALLISTER
Total Time	13:36.376 Avg Speed 79.587 Behind 9.448
Best Time	2:13.399 Best Speed 81.176 On 3 Gp c
Lap	Elapsed Time Lap Time Lap Speed
1	2:22.622 2:22.622 75.927
2	4:38.304 2:15.682 79.810
3	6:51.703 2:13.399 81.176
4	9:07.129 2:15.426 79.961
5	11:21.929 2:14.800 80.332
6	13:36.376 2:14.447 80.543

9	42 Brian LOUGHLIN
Total Time	14:18.375 Avg Speed 75.693 Behind 51.447
Best Time	2:19.545 Best Speed 77.601 On 6 Gp c
Lap	Elapsed Time Lap Time Lap Speed
1	2:28.849 2:28.849 72.750
2	4:51.062 2:22.213 76.145
3	7:11.832 2:20.770 76.925
4	9:37.711 2:25.879 74.231
5	11:58.830 2:21.119 76.735
6	14:18.375 2:19.545 77.601



MCUI Ulster
Centre Timing
powered by
e-Laps timing software

www.elaps-timing.com



Coleraine Skip Hire & Recycling Armoy Road Races

250cc GP, SUPERSPORT 400 & MOTO 450

Race 7 - 250cc GP, SUPERSPORT 400 & MOTO 450



DETAILED RESULT

Race 7C - Perfect AV Moto 450

Race Classification

1 77 Ryan FARQUHAR

Total Time **14:19.685** Avg Speed **88.174** Behind
Best Time **2:00.910** Best Speed **89.561** On **6** Gp **b**

Lap	Elapsed Time	Lap Time	Lap Speed
1	2:07.652	2:07.652	84.831
2	4:09.708	2:02.056	88.720
3	6:12.252	2:02.544	88.367
4	8:14.854	2:02.602	88.325
5	10:16.957	2:02.103	88.686
6	12:17.867	2:00.910	89.561
7	14:19.685	2:01.818	88.893

2 97 Seamus ELLIOTT

Total Time **14:40.054** Avg Speed **86.133** Behind **20.369**
Best Time **2:03.511** Best Speed **87.675** On **7** Gp **b**

Lap	Elapsed Time	Lap Time	Lap Speed
1	2:10.982	2:10.982	82.674
2	4:16.781	2:05.799	86.080
3	6:22.456	2:05.675	86.165
4	8:27.876	2:05.420	86.340
5	10:32.260	2:04.384	87.059
6	12:36.543	2:04.283	87.130
7	14:40.054	2:03.511	87.675

3 24 Craig SHIRLAW

Total Time **14:40.127** Avg Speed **86.126** Behind **20.442**
Best Time **2:02.831** Best Speed **88.160** On **6** Gp **b**

Lap	Elapsed Time	Lap Time	Lap Speed
1	2:11.260	2:11.260	82.499
2	4:17.077	2:05.817	86.068
3	6:22.521	2:05.444	86.324
4	8:28.307	2:05.786	86.089
5	10:33.759	2:05.452	86.318
6	12:36.590	2:02.831	88.160
7	14:40.127	2:03.537	87.656

4 138 Darren GILPIN

Total Time **14:47.766** Avg Speed **85.385** Behind **28.081**
Best Time **2:04.948** Best Speed **86.666** On **6** Gp **b**

Lap	Elapsed Time	Lap Time	Lap Speed
1	2:11.015	2:11.015	82.653
2	4:16.804	2:05.789	86.087
3	6:22.206	2:05.402	86.353
4	8:28.274	2:06.068	85.897
5	10:33.725	2:05.451	86.319
6	12:38.673	2:04.948	86.666
7	14:47.766	2:09.093	83.884

Race 7C - Perfect AV Moto 450

Race Classification

5 171 Dave WALSH

Total Time **13:33.968** Avg Speed **79.822** Behind **1 Lap**
Best Time **2:13.438** Best Speed **81.152** On **6** Gp **b**

Lap	Elapsed Time	Lap Time	Lap Speed
1	2:18.797	2:18.797	78.019
2	4:32.620	2:13.823	80.919
3	6:48.186	2:15.566	79.878
4	9:05.129	2:16.943	79.075
5	11:20.530	2:15.401	79.976
6	13:33.968	2:13.438	81.152

Not Classified

DNF 35 Trevor FERGUSON

Total Time **6:27.133** Avg Speed **83.915** Behind **4 Laps**
Best Time **2:07.034** Best Speed **85.243** On **2** Gp **b**

Lap	Elapsed Time	Lap Time	Lap Speed
1	2:13.030	2:13.030	81.401
2	4:20.064	2:07.034	85.243
3	6:27.133	2:07.069	85.220



MCUI Ulster
Centre Timing
powered by
e-Laps timing software

www.elaps-timing.com



Coleraine Skip Hire & Recycling Armoy Road Races

250cc GP, SUPERSPORT 400 & MOTO 450

Race 7 - 250cc GP, SUPERSPORT 400 & MOTO 450

LAP CHART



1					3					5				
No	Name	G	Elapsed Time	Lap Time	No	Name	G	Elapsed Time	Lap Time	No	Name	G	Elapsed Time	Lap Time
71	Davy MORGAN	a	2:03.203	2:03.203	71	Davy MORGAN	a	5:55.169	1:56.988	71	Davy MORGAN	a	9:52.044	1:58.913
6	William DUNLOP	a	2:03.209	2:03.209	6	William DUNLOP	a	6:09.330	2:11.086	57	Ian MORRELL	a	10:14.503	2:00.790
77	Ryan FARQUHAR	b	2:07.652	2:07.652	57	Ian MORRELL	a	6:12.065	2:01.518	4	Barry DAVIDSON	a	10:15.119	2:01.297
4	Barry DAVIDSON	a	2:08.591	2:08.591	77	Ryan FARQUHAR	b	6:12.252	2:02.544	77	Ryan FARQUHAR	b	10:16.957	2:02.103
57	Ian MORRELL	a	2:08.703	2:08.703	4	Barry DAVIDSON	a	6:12.896	2:01.605	6	William DUNLOP	a	10:24.555	2:06.767
58	Chris BARTON	a	2:10.601	2:10.601	18	Vic ALLAN	c	6:19.724	2:04.664	18	Vic ALLAN	c	10:25.373	2:02.615
27	James McCANN	c	2:10.759	2:10.759	27	James McCANN	c	6:20.027	2:04.237	59	Robbie LYALL	c	10:26.587	2:03.059
97	Seamus ELLIOTT	b	2:10.982	2:10.982	58	Chris BARTON	a	6:20.412	2:05.107	27	James McCANN	c	10:28.775	2:04.353
138	Darren GILPIN	b	2:11.015	2:11.015	59	Robbie LYALL	c	6:20.965	2:04.607	101	Robert McCURUM	a	10:31.483	2:03.952
18	Vic ALLAN	c	2:11.124	2:11.124	138	Darren GILPIN	b	6:22.206	2:05.402	58	Chris BARTON	a	10:31.622	2:05.440
24	Craig SHIRLAW	b	2:11.260	2:11.260	97	Seamus ELLIOTT	b	6:22.456	2:05.675	97	Seamus ELLIOTT	b	10:32.260	2:04.384
59	Robbie LYALL	c	2:12.445	2:12.445	24	Craig SHIRLAW	b	6:22.521	2:05.444	138	Darren GILPIN	b	10:33.725	2:05.451
35	Trevor FERGUSON	b	2:13.030	2:13.030	101	Robert McCURUM	a	6:24.261	2:04.125	24	Craig SHIRLAW	b	10:33.759	2:05.452
101	Robert McCURUM	a	2:13.749	2:13.749	35	Trevor FERGUSON	b	6:27.133	2:07.069	25	Mark WADDELL	a	10:52.848	2:09.612
25	Mark WADDELL	a	2:17.675	2:17.675	25	Mark WADDELL	a	6:35.384	2:09.182	13	Paul MAGUIRE	c	11:15.804	2:14.705
171	Dave WALSH	b	2:18.797	2:18.797	13	Paul MAGUIRE	c	6:47.339	2:11.479	38	Derek WILKIE	c	11:19.883	2:13.405
38	Derek WILKIE	c	2:21.223	2:21.223	171	Dave WALSH	b	6:48.186	2:15.566	34	Robert McMULLAN	c	11:20.467	2:13.719
13	Paul MAGUIRE	c	2:22.092	2:22.092	38	Derek WILKIE	c	6:51.275	2:14.264	171	Dave WALSH	b	11:20.530	2:15.401
79	John McALLISTER	c	2:22.622	2:22.622	79	John McALLISTER	c	6:51.703	2:13.399	79	John McALLISTER	c	11:21.929	2:14.800
34	Robert McMULLAN	c	2:24.120	2:24.120	34	Robert McMULLAN	c	6:52.088	2:12.985	42	Brian LOUGHLIN	c	11:58.830	2:21.119
42	Brian LOUGHLIN	c	2:28.849	2:28.849	42	Brian LOUGHLIN	c	7:11.832	2:20.770					

2					4					6				
No	Name	G	Elapsed Time	Lap Time	No	Name	G	Elapsed Time	Lap Time	No	Name	G	Elapsed Time	Lap Time
71	Davy MORGAN	a	3:58.181	1:54.978	71	Davy MORGAN	a	7:53.131	1:57.962	71	Davy MORGAN	a	11:52.060	2:00.016
6	William DUNLOP	a	3:58.244	1:55.035	57	Ian MORRELL	a	8:13.713	2:01.648	57	Ian MORRELL	a	12:14.655	2:00.152
77	Ryan FARQUHAR	b	4:09.708	2:02.056	57	Ian MORRELL	a	8:13.713	2:01.648	4	Barry DAVIDSON	a	12:15.661	2:00.542
57	Ian MORRELL	a	4:10.547	2:01.844	4	Barry DAVIDSON	a	8:13.822	2:00.926	77	Ryan FARQUHAR	b	12:17.867	2:00.910
4	Barry DAVIDSON	a	4:11.291	2:02.700	77	Ryan FARQUHAR	b	8:14.854	2:02.602	18	Vic ALLAN	c	12:28.415	2:03.042
18	Vic ALLAN	c	4:15.060	2:03.936	6	William DUNLOP	a	8:17.788	2:08.458	59	Robbie LYALL	c	12:28.774	2:02.187
58	Chris BARTON	a	4:15.305	2:04.704	18	Vic ALLAN	c	8:22.758	2:03.034	6	William DUNLOP	a	12:31.844	2:07.289
27	James McCANN	c	4:15.790	2:05.031	59	Robbie LYALL	c	8:23.528	2:02.563	101	Robert McCURUM	a	12:32.663	2:01.180
59	Robbie LYALL	c	4:16.358	2:03.913	27	James McCANN	c	8:24.422	2:04.395	27	James McCANN	c	12:33.203	2:04.428
97	Seamus ELLIOTT	b	4:16.781	2:05.799	58	Chris BARTON	a	8:26.182	2:05.770	58	Chris BARTON	a	12:34.813	2:03.191
138	Darren GILPIN	b	4:16.804	2:05.789	101	Robert McCURUM	a	8:27.531	2:03.270	97	Seamus ELLIOTT	b	12:36.543	2:04.283
24	Craig SHIRLAW	b	4:17.077	2:05.817	97	Seamus ELLIOTT	b	8:27.876	2:05.420	24	Craig SHIRLAW	b	12:36.590	2:02.831
35	Trevor FERGUSON	b	4:20.064	2:07.034	138	Darren GILPIN	b	8:28.274	2:06.068	138	Darren GILPIN	b	12:38.673	2:04.948
101	Robert McCURUM	a	4:20.136	2:06.387	24	Craig SHIRLAW	b	8:28.307	2:05.786	25	Mark WADDELL	a	13:00.634	2:07.786
25	Mark WADDELL	a	4:26.202	2:08.527	25	Mark WADDELL	a	8:43.236	2:07.852	13	Paul MAGUIRE	c	13:26.928	2:11.124
171	Dave WALSH	b	4:32.620	2:13.823	13	Paul MAGUIRE	c	9:01.099	2:13.760	38	Derek WILKIE	c	13:32.926	2:13.043
13	Paul MAGUIRE	c	4:35.860	2:13.768	171	Dave WALSH	b	9:05.129	2:16.943	34	Robert McMULLAN	c	13:33.033	2:12.566
38	Derek WILKIE	c	4:37.011	2:15.788	38	Derek WILKIE	c	9:06.478	2:15.203	171	Dave WALSH	b	13:33.968	2:13.438
79	John McALLISTER	c	4:38.304	2:15.682	34	Robert McMULLAN	c	9:06.748	2:14.660	79	John McALLISTER	c	13:36.376	2:14.447
34	Robert McMULLAN	c	4:39.103	2:14.983	79	John McALLISTER	c	9:07.129	2:15.426	42	Brian LOUGHLIN	c	14:18.375	2:19.545
42	Brian LOUGHLIN	c	4:51.062	2:22.213	42	Brian LOUGHLIN	c	9:37.711	2:25.879					

Coleraine Skip Hire & Recycling Armoy Road Races

250cc GP, SUPERSPORT 400 & MOTO 450

Race 7 - 250cc GP, SUPERSPORT 400 & MOTO 450

LAP CHART



7

No	Name	G	Elapsed Time	Lap Time
71	Davy MORGAN	a	13:50.588	1:58.528
57	Ian MORRELL	a	14:14.124	1:59.469
4	Barry DAVIDSON	a	14:14.227	1:58.566
77	Ryan FARQUHAR	b	14:19.685	2:01.818
18	Vic ALLAN	c	14:31.614	2:03.199
59	Robbie LYALL	c	14:33.014	2:04.240
101	Robert McCRUM	a	14:34.014	2:01.351
6	William DUNLOP	a	14:35.687	2:03.843
58	Chris BARTON	a	14:38.003	2:03.190
27	James McCANN	c	14:39.133	2:05.930
97	Seamus ELLIOTT	b	14:40.054	2:03.511
24	Craig SHIRLAW	b	14:40.127	2:03.537
138	Darren GILPIN	b	14:47.766	2:09.093
25	Mark WADDELL	a	15:08.034	2:07.400

COLERAINE SKIP HIRE ARMOY ROAD RACE

Sorted on Laps

250cc GP, SUPERSPORT 400 & MOTO 450

Armoys 3.008 Miles

R7: Centra Ballymoney 250cc/Diamond Bar 400cc/Perfect AV Moto 450

30/07/2011 14:30

Race (7 Laps) started at 14:35:09

Pos	Class	No.	Name	Machine	Sponsor	SpdTr	Best
250R							
1	250R	71	Davy MORGAN	Honda	DM71 Supporters Club	139.725	
2	250R	57	Ian MORRELL	Honda		122.351	
3	250R	4	Barry DAVIDSON	Honda	Cleaver Browne	126.646	
4	250R	101	Robert McCRUM	Honda	Johnston Racing	132.000	
5	250R	6	William DUNLOP	Honda	MD	140.938	
6	250R	58	Chris BARTON	Honda	BB Racing	126.449	
7	250R	25	Mark WADDELL	Honda		124.034	

400R							
1	400R	18	Vic ALLAN	Kawasaki 400		132.539	
2	400R	59	Robbie LYALL	Kawasaki 400	Fatspanner	131.786	
3	400R	27	James McCANN	Yamaha 400	P.K. Racing	129.371	
4	400R	13	Paul MAGUIRE	Kawasaki 400	SP	120.894	
5	400R	38	Derek WILKIE	Kawasaki 400	Fatspanner	124.988	
6	400R	34	Robert McMULLAN	Kawasaki 400	McMullan Racing	126.646	
7	400R	79	John McALLISTER	Kawasaki 400	Mac 2 Racing	119.911	
8	400R	42	Brian LOUGHLIN	Honda 400		113.143	

M450							
1	M450	77	Ryan FARQUHAR	Kawasaki 450	KMR Kawasaki	124.700	
2	M450	97	Seamus ELLIOTT	Yamaha 450	KZ Racing	121.800	
3	M450	24	Craig SHIRLAW	Kawasaki 450	Shirlaws Motorcycles	122.536	
4	M450	138	Darren GILPIN	Honda 450		124.128	
5	M450	171	Dave WALSH	KTM 450	DRW Racing	115.971	

Not classified ()							
DNF	M450	35	Trevor FERGUSON	Yamaha 450		120.000	

Margin of Victory	Avg. Speed	Best Lap Tm	Best Speed	Best Lap by

Promoted by Armoys Motorcycle Road Racing Club

Orbits

Provisional result to be confirmed by the Stewards of the Meeting subject to the completion of technical inspections and the time limit for protests.



www.amb-it.com

www.mylaps.com

Licensed to: MCUI

MCUI (Ulster Centre) Timing www.elaps-timing.com

Printed: 30/07/2011 14:51:31

IRISH ROAD RACE 250GP (subject to confirmation)

2011

Pos	No.	Name	Total	Diff	Gap	#1	#2	#3	#4	#5	#6	#7
						R4	R1	R1	R1	R1	R1	R7
1	6	William DUNLOP	136	0	0	25	25	x	25	25	25	11
2	71	Davy MORGAN	103	33	33	16	16	10	20	16	x	25
3	57	Ian MORRELL	75	61	28	5	10	x	x	20	20	20
4	7	Ciaran DONNELLY	57	79	18	9	x	9	10	13	16	x
5	9	Wayne KENNEDY	49	87	8	11	9	13	16	x	x	x
6	1	Darren BURNS	46	90	3	13	13	20	x	x	x	x
7	97	Seamus ELLIOTT	40	96	6	20	20	x	x	x	x	x
8	104	Daley MATHISON	37	99	3	10	11	16	x	x	x	x
9	28	Wayne HAMILTON	31	105	6	6	x	25	x	x	x	x
10	4	Barry DAVIDSON	16	120	15	x	x	x	x	x	x	16
11	173	John ELLA	13	123	3	x	x	x	13	x	x	x
12	101	Robert McCURM	13	123	0	x	x	x	x	x	x	13
13	58	Chris BARTON	12	124	1	2	x	x	x	x	x	10
14	66	Ed MANLY jr	11	125	1	x	x	x	11	x	x	x
15	44	Craig GIBSON	11	125	0	x	x	11	x	x	x	x
16	11	Peter WAKEFIELD	11	125	0	3	8	x	x	x	x	x
17	25	Mark WADDELL	9	127	2	x	x	x	x	x	x	9
18	19	Kevin STROWGER	8	128	1	8	x	x	x	x	x	x
19	18	Paul ROBINSON	7	129	1	7	x	x	x	x	x	x
20	80	Phill ARCHER	4	132	3	4	x	x	x	x	x	x

Event Legend

#1	29/04/2011	ROYAL HOTEL & BRAESIDE COOKSTOWN 100	#5	16/07/2011	ADELAIDE INSURANCE KELLS ROAD RACE
#2	06/05/2011	AROUND A POUND TANDRAGEE 100	#6	23/07/2011	ATHEA ROAD RACE
#3	24/06/2011	H2 ENGINEERING BUSH ROAD RACE	#7	29/07/2011	COLERAINE SKIP HIRE ARMOY ROAD RACE
#4	01/07/2011	AON Bikecare SKERRIES ROAD RACE			

IRISH ROAD RACE SUPERSPORT 400 (subject to confirmation)

2011

Pos	No.	Name	Total	Diff	Gap	#1	#2	#3	#4	#5	#6	#7
						R6	R5	R1	R1	R1	R1	R7
1	27	James McCANN	88	0	0	16	25	x	11	20	x	16
2	118	Vic ALLAN	86	2	2	20	16	25	x	x	x	25
3	13	Paul MAGUIRE	85	3	1	10	13	20	x	13	16	13
4	96	Andy FARRELL	75	13	10	x	x	x	25	25	25	x
5	44	Mick JORDAN	53	35	22	13	20	x	20	x	x	x
6	116	Robbie LYALL	45	43	8	25	x	x	x	x	x	20
7	14	Jeff WARD	36	52	9	x	x	x	x	16	20	x
8	79	John McALLISTER	25	63	11	x	x	16	x	x	x	9
9	42	Brian LOUGHLIN	21	67	4	x	x	13	x	x	x	8
10	134	Robert McMULLAN	19	69	2	9	x	x	x	x	x	10
11	19	David YEOMANS	16	72	3	x	x	x	16	x	x	x
12	73	Derek COSTELLO	13	75	3	x	x	x	13	x	x	x
13	21	Dave JONES	11	77	2	11	x	x	x	x	x	x
14	38	Derek WILKIE	11	77	0	x	x	x	x	x	x	11
15	94	Stuart ROBB	8	80	3	8	x	x	x	x	x	x

Event Legend

#1	29/04/2011	ROYAL HOTEL & BRAESIDE COOKSTOWN 100	#5	16/07/2011	ADELAIDE INSURANCE KELLS ROAD RACE
#2	06/05/2011	AROUND A POUND TANDRAGEE 100	#6	23/07/2011	ATHEA ROAD RACE
#3	24/06/2011	H2 ENGINEERING BUSH ROAD RACE	#7	29/07/2011	COLERAINE SKIP HIRE ARMOY ROAD RACE
#4	01/07/2011	AON Bikecare SKERRIES ROAD RACE			

ULSTER ROAD RACE SUPERSPORT 400 (subject to confirmation)

2011

Pos	No.	Name	Total	Diff	Gap	#1 #2 #3 #4			
						R6	R5	R1	R7
1	118	Vic ALLAN	86	0	0	20	16	25	25
2	27	James McCANN	57	29	29	16	25	x	16
3	13	Paul MAGUIRE	56	30	1	10	13	20	13
4	116	Robbie LYALL	45	41	11	25	x	x	20
5	144	Mick JORDAN	33	53	12	13	20	x	x
6	79	John McALLISTER	25	61	8	x	x	16	9
7	42	Brian LOUGHLIN	21	65	4	x	x	13	8
8	134	Robert McMULLAN	19	67	2	9	x	x	10
9	21	Dave JONES	11	75	8	11	x	x	x
10	38	Derek WILKIE	11	75	0	x	x	x	11
11	94	Stuart ROBB	8	78	3	8	x	x	x

Event Legend

#1	29/04/2011	ROYAL HOTEL & BRAESIDE COOKSTOWN 100	#3	24/06/2011	H2 ENGINEERING BUSH ROAD RACE
#2	06/05/2011	AROUND A POUND TANDRAGEE 100	#4	29/07/2011	COLERAINE SKIP HIRE ARMOY ROAD RACE

Championship Standings of ULSTER SHORT CIRCUIT 250GP (subject to confirmation) Printed: 30/07/2011 14:57:14

ULSTER SHORT CIRCUIT 250GP (subject to confirmation)

2011

Pos	No.	Name	Total	Diff	Gap	#1		#2		#3		#4		
						R1	R2	R3	R1	R2	R1	R2	R1	R2
1	8	Richard GLASGOW	126	0	0	x	x	16	x	25	20	25	20	20
2	250	Mark KELLY	120	6	6	10	13	11	25	13	13	11	11	13
3	73	Thomas LAWLOR	112	14	8	20	20	20	x	20	16	16	x	x
4	36	Mark HANNA	109	17	3	16	x	x	16	x	25	20	16	16
5	6	William DUNLOP	75	51	34	25	25	25	x	x	x	x	x	x
6	41	Ronan SHANAHAN	67	59	8	11	16	x	x	16	11	13	x	x
7	7	Ciaran DONNELLY	62	64	5	9	9	13	20	11	x	x	x	x
8	1	Paul ROBINSON	50	76	12	x	x	x	x	x	x	x	25	25
9	74	Tommy HENRY	48	78	2	8	10	9	11	10	x	x	x	x
10	2	Brian MATEER	28	98	20	7	11	10	x	x	x	x	x	x
11	14	Barry DAVIDSON	26	100	2	x	x	x	13	x	x	x	13	x
12	136	Sam WRIGHT	20	106	6	x	x	x	x	x	10	10	x	x
13	10	Chris BLAIR	16	110	4	6	x	x	10	x	x	x	x	x
14	197	Seamus ELLIOTT	13	113	3	13	x	x	x	x	x	x	x	x

Event Legend

#1	22/04/2011	IRISH SUPERBIKE R1, 2 & 3 - Bishopscourt	#3	11/06/2011	IRISH SUPERBIKE R6 & R7 - Bishopscourt
#2	25/04/2011	IRISH SUPERBIKE R4 & R5 - Kirkistown	#4	13/07/2011	IRISH SUPERBIKE R8 & R9 - Kirkistown

ULSTER ROAD RACE MOTO 450 (subject to confirmation)

2011

Pos	No.	Name	Total	Diff	Gap	#1 #2 #3 #4			
						R6	R5	R1	R7
1	77	Ryan FARQUHAR	100	0	0	25	25	25	25
2	97	Seamus ELLIOTT	80	20	20	20	20	20	20
3	24	Craig SHIRLAW	48	52	32	16	x	16	16
4	38	Darren GILPIN	46	54	2	11	11	11	13
5	35	Trevor FERGUSON	39	61	7	13	13	13	x
6	8	Anthony McCOLGAN	26	74	13	10	16	x	x
7	171	Dave WALSH	21	79	5	x	10	x	11

Event Legend

#1	29/04/2011	ROYAL HOTEL & BRAESIDE COOKSTOWN 100	#3	24/06/2011	H2 ENGINEERING BUSH ROAD RACE
#2	06/05/2011	AROUND A POUND TANDRAGEE 100	#4	29/07/2011	COLERAINE SKIP HIRE ARMOY ROAD RACE